



Hubkrafttabellen EZ80

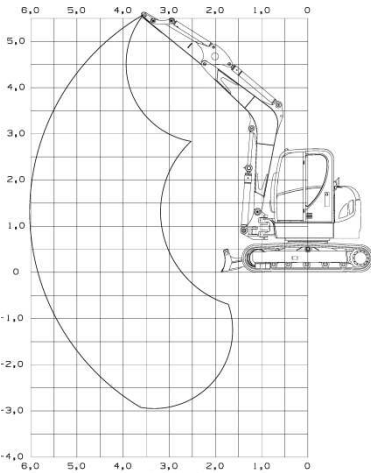


Abb. 1: Hubkrafttabellen EZ80

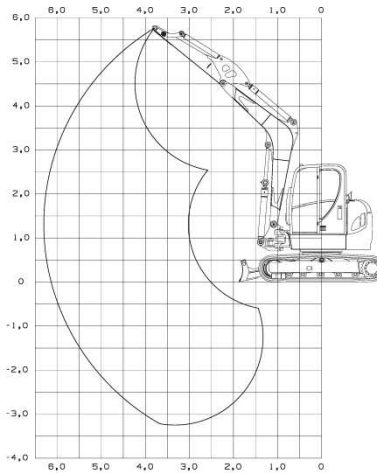


Abb. 2: Hubkrafttabellen EZ80 – langer Löffelstiel

Sofern ein Löffel oder sonstige Arbeitsgeräte angebaut sind, verringert sich die Hubkraft oder Kipplast um deren Eigengewicht.

Berechnungsgrundlage: gemäß ISO 10567

Die Hubkraft des Fahrzeuges ist durch die Einstellung der Überdruckventile und durch die Kippsicherheit begrenzt.























Es werden weder 75% der statischen Kipplast noch 87% der hydraulischen Hubkraft überschritten.

		5,0 m (196.8 in)				4,0 m (157.5 in)				3,0 m (118.1 in)				2,0 m (78.7 in)						
A B																				
	Schild Unten	Schild Oben	Schild Hinten	Schild Unten	Schild Oben	Schild Hinten	Schild Unten	Schild Oben	Schild Hinten	Schild Unten	Schild Oben	Schild Hinten	Schild Unten	Schild Oben	Schild Hinten					
4,0 m (157.5 in)	2094* (4617*)	993 (2189)	1082 (2386)	1351 (2980)	2074* (4574*)	1048 (2312)	1143 (2521)	1422 (3136)	2043* (4504*)	1558 (3435)	1713 (3777*)	2043* (4504*)								
3,0 m (118.1 in)	2079* (4584*)	830 (1829)	904 (1993)	1143 (2520)	2131* (4699*)	1030 (2271)	1124 (2479)	1403 (3094)	2340* (5160*)	1496 (3299)	1648 (3633*)	2025 (4466*)								
2,0 m (78.7 in)	2098* (4625*)	750 (1654)	818 (1804)	1045 (2304)	2336* (5150*)	983 (2168)	1076 (2372)	1354 (2986)	2859* (6303*)	1392 (3070)	1538 (3392)	1916 (4224*)	4164* (9182*)	2155 (4752)	2441 (5383)	3024* (6667)				
1,0 m (39.4 in)	2134* (4705*)	722 (1592)	789 (1739)	1014 (2237)	2546* (5614*)	932 (2055)	1022 (2254)	1301 (2868)	3346* (7378*)	1288 (2841)	1429 (3151)	1806 (3982)	5275* (11632*)	1929 (4253*)	2196 (4842)	2777 (6124)				
0,0 m (0 in)	2176* (4799*)	740 (1632)	810 (1786)	1044 (2303)	2637* (5814*)	894 (1972)	983 (2168)	1262 (2782)	3561* (7853*)	1222 (2695)	1359 (2997)	1736 (3828)	5416* (11943*)	1847 (4073)	2108 (4648)	2689 (5928)				
-1,0 m (-39.4 in)	2206* (4864*)	819 (1806)	899 (1981)	1157 (2551)	2470* (5447*)	882 (1946)	971 (2140)	1249 (2754)	3415* (7530*)	1200 (2646)	1336 (2945)	1712 (3775)	4975* (10970*)	1839 (4055)	2099 (4628)	2680 (5909)	8173* (18022*)	3794 (8367)	4687 (10335)	5957 (13136)
-2,0 m (-78.7 in)	2165* (4774*)	1026 (2263)	1132 (2496)	1447 (3190)					2780* (6131*)	1221 (2691)	1358 (2993)	1734 (3824)	4000* (8820*)	1876 (4138)	2140 (4718)	2721 (5999)	6240* (13759*)	3876 (8546)	4783* (10546*)	6054* (13349*)























Tab.1: Hubkrafttabellen EZ80 – Monoausleger, kurzer Löffelstiel, Gummikette, ohne Zusatzgewicht



Hubkrafttabellen EZ80

						5,0 m (196.8 in)				4,0 m (157.5 in)				3,0 m (118.1 in)				2,0 m (78.7 in)					
A	B																						
		4,0 m (157.5 in)		1949* (4298*)	905 (1996)	987 (2176)	1238 (2730)	1900* (4191*)	1059 (2336)	1156 (2548)	1435 (3163)												
3,0 m (118.1 in)		1946* (4291*)	766 (1688)	834 (1840)	1061 (2340)	1996* (4401*)	1034 (2279)	1129 (2489)	1408 (3104)	2140* (4720*)	1511 (3331)	1664 (3670)	2042 (4502)										
2,0 m (78.7 in)		2069* (4562*)	729 (1608)	797 (1758)	1025 (2259)	2224* (4903*)	983 (2167)	1076 (2372)	1355 (2987)	2677* (5903*)	1403 (3095)	1551 (3421)	1929 (4252)	3752* (8273*)	2205 (4862)	2497 (5505)	3080 (6790)						
1,0 m (39.4 in)		2008* (4428*)	668 (1474)	731 (1611)	946 (2085)	2467* (5439*)	926 (2042)	1017 (2242)	1295 (2856)	3217* (7094*)	1290 (2844)	1432 (3157)	1808 (3988)	5041* (11115*)	1948 (4296)	2219 (4893)	2801 (6175)						
0,0 m (0 in)		2054* (4529*)	682 (1503)	747 (1646)	969 (2137)	2607* (5748*)	881 (1943)	970 (2140)	1249 (2754)	3513* (7747*)	1211 (2671)	1349 (2974)	1725 (3804)	5417* (11944*)	1832 (4041)	2094 (4617)	2675 (5897)						
-1,0 m (-39.4 in)		2094* (4618*)	746 (1645)	819 (1806)	1062 (2341)	2530* (5578*)	861 (1899)	949 (2094)	1228 (2708)	3462* (7635*)	1178 (2598)	1314 (2897)	1690 (3727)	5131* (11313*)	1807 (3985)	2066 (4557)	2647 (5837)	9014* (19875*)	3712 (8185)	4594 (10130)	5863 (12929)		
-2,0 m (-78.7 in)		2092* (4612*)	909 (2004)	1002 (2209)	1290 (2843)					2979* (6569*)	1188 (2619)	1324 (2919)	1700 (3750)	4311* (9506*)	1834 (4043)	2095 (4619)	2676 (5900)	7144* (15753*)	3791 (8358)	4686 (10333)	5957 (13134)		

Tab.2: Hubkrafttabellen EZ80 – Monoausleger, langer Löffelstiel, Gummikette, ohne Zusatzgewicht























						5,0 m (196.8 in)				4,0 m (157.5 in)				3,0 m (118.1 in)				2,0 m (78.7 in)					
A	B																						
		4,0 m (157.5 in)		2094* (4617*)	1134 (2501)	1240 (2734)	1510 (3330)	2074* (4574*)	1195 (2634)	1307 (2881)	1587 (3499)	2043* (4504*)	1752 (3864)	1933 (4262)	2043* (4504*)								
3,0 m (118.1 in)		2079* (4584*)	956 (2108)	1044 (2302)	1284 (2832)	2131* (4699*)	1176 (2594)	1287 (2839)	1567 (3456)	2340* (5160*)	1690 (3727)	1867 (4118)	2247 (4954*)										
2,0 m (78.7 in)		2098* (4625*)	871 (1920)	951 (2098)	1179 (2600)	2336* (5150*)	1130 (2491)	1239 (2732)	1519 (3349)	2859* (6303*)	1587 (3498)	1758 (3877)	2137 (4712)	4164* (9182*)	2444 (5390)	2777 (6124)	3363 (7416)						
1,0 m (39.4 in)		2134* (4705*)	842 (1856)	921 (2031)	1148 (2531)	2546* (5614*)	1078 (2377)	1185 (2614)	1465 (3231)	3346* (7356*)	1483 (3269)	1649 (3635)	2027 (4470)	5275* (11632*)	2218 (4890)	2532 (5583)	3117 (6872)						
0,0 m (0 in)		2176* (4799*)	864 (1906)	948 (2090)	1183 (2609)	2637* (5814*)	1041 (2294)	1146 (2528)	1426 (3144)	3561* (7853*)	1417 (3123)	1579 (3482)	1957 (4316)	5416* (11943*)	2136 (4710)	2444 (5388)	3028 (6676)						
-1,0 m (-39.4 in)		2206* (4864*)	955 (2106)	1050 (2316)	1310 (2888)	2470* (5447*)	1029 (2268)	1134 (2500)	1414 (3117)	3415* (7530*)	1394 (3074)	1555 (3430)	1934 (4264)	4975* (10970*)	2128 (4692)	2435 (5369)	3019 (6657)	8173* (18022*)	4360 (9615)	5401 (11909)	6682 (14734)		
-2,0 m (-78.7 in)		2165* (4774*)	1190 (2625)	1316 (2902)	1632 (3599)					2780* (6131*)	1415 (3120)	1577 (3478)	1956 (4312)	4000* (8820*)	2166 (4775)	2476 (5459)	3060 (6747)	6240* (13759*)	4442 (9794)	5496 (12119)	6240* (13759*)		

Tab.3: Hubkrafttabellen EZ80 – Monoausleger, kurzer Löffelstiel, Gummikette, mit Zusatzgewicht

























**WACKER
NEUSON**
all it takes!

Hubkrafttabellen EZ80

						5,0 m (196.8 in)				4,0 m (157.5 in)				3,0 m (118.1 in)				2,0 m (78.7 in)					
A	B																						
		4,0 m (157.5 in)		1949* (4298*)	1038 (2289)	1134 (2501)	1387 (3058)	1900* (4191*)	1206 (2658)	1319 (2908)	1599 (3526)												
3,0 m (118.1 in)		1946* (4291*)	886 (1953)	967 (2133)	1195 (2635)	1996* (4401*)	1180 (2602)	1292 (2849)	1572 (3467)	2140* (4720*)	1705 (3759)	1884 (4154)	2140* (4720*)										
2,0 m (78.7 in)		2069* (4562*)	850 (1874)	931 (2052)	1159 (2556)	2224* (4903*)	1129 (2489)	1239 (2732)	1519 (3350)	2677* (5903*)	1598 (3523)	1771 (3905)	2150 (4741)	3752* (8273*)	2494 (5499)	2833 (6246)	3419 (7539)						
1,0 m (39.4 in)		2008* (4428*)	783 (1726)	857 (1890)	1073 (2366)	2467* (5439*)	1072 (2364)	1180 (2602)	1460 (3219)	3217* (7094*)	1484 (3272)	1651 (3641)	2030 (4476)	5041* (11115*)	2238 (4934)	2555 (5634)	3140 (6923)						
0,0 m (0 in)		2054* (4529*)	800 (1763)	877 (1935)	1101 (2428)	2607* (5748*)	1028 (2266)	1134 (2500)	1413 (3116)	3513* (7747*)	1406 (3099)	1569 (3459)	1947 (4293)	5417* (11944*)	2122 (4678)	2430 (5358)	3014 (6646)						
-1,0 m (-39.4 in)		2094* (4618*)	874 (1928)	962 (2120)	1205 (2657)	2530* (5578*)	1007 (2221)	1113 (2454)	1392 (3070)	3462* (7635*)	1372 (2998)	1534 (2897)	1912 (3727)	5131* (11313*)	2096 (4623)	2402 (5297)	2986 (6585)	9014* (19875*)	4278 (9433)	5308 (11703)	6588 (14527)		
-2,0 m (-78.7 in)		2092* (4612*)	1060 (2336)	1170 (2581)	1459 (3218)					2979* (6569*)	1382 (3047)	1544 (3404)	1922 (4238)	4311* (9506*)	2123 (4681)	2431 (5360)	3015 (6648)	7144* (15753*)	4357 (9606)	5400 (11907)	6682 (14733)		

Tab.4: Hubkrafttabellen EZ80 – Monoausleger, langer Löffelstiel, Gummikette, mit Zusatzgewicht

						5,0 m (196.8 in)				4,0 m (157.5 in)				3,0 m (118.1 in)				2,0 m (78.7 in)					
A	B																						
		4,0 m (157.5 in)		2094* (4617*)	1015 (2238)	1109 (2445)	1378 (3038)	2074* (4574*)	1071 (2362)	1171 (2582)	1450 (3197)	2043* (4504*)	1588 (3502)	1750 (3859)	2043* (4504*)								
3,0 m (118.1 in)		2079* (4584*)	849 (1873)	927 (2045)	1167 (2573)	2131* (4699*)	1053 (2321)	1152 (2539)	1431 (3154)	2340* (5160*)	1526 (3365)	1685 (3715)	2062 (4548)										
2,0 m (78.7 in)		2098* (4625*)	769 (1696)	841 (1853)	1068 (2354)	2336* (5150*)	1006 (2218)	1103 (2432)	1382 (3047)	2859* (6303*)	1422 (3136)	1575 (3474)	1953 (4306)	4164* (9182*)	2200 (4851)	2498 (5508)	3081 (6793)						
1,0 m (39.4 in)		2134* (4705*)	741 (1633)	811 (1788)	1037 (2286)	2546* (5614*)	955 (2105)	1050 (2315)	1328 (2929)	3346* (3561*)	1318 (2907)	1466 (3232)	1843 (4063)	5275* (11632*)	1973 (4352)	2253 (4967)	2834 (6250)						
0,0 m (0 in)		2176* (4799*)	759 (1674)	833 (1837)	1068 (2354)	2637* (5814*)	917 (2022)	1011 (2228)	1289 (2842)	3561* (7853*)	1252 (2762)	1396 (3079)	1773 (3909)	5416* (11943*)	1892 (4171)	2164 (4772)	2745 (6054)						
-1,0 m (-39.4 in)		2206* (4864*)	840 (1852)	924 (2038)	1183 (2608)	2470* (5447*)	905 (1996)	998 (2201)	1277 (2815)	3415* (7530*)	1230 (2712)	1373 (3027)	1749 (3857)	4975* (10970*)	1884 (4153)	2156 (4753)	2737 (6034)	8173* (18022*)	3882 (8560)	4808 (10601)	6079 (13404)		
-2,0 m (-78.7 in)		2165* (4774*)	1052 (2319)	1163 (2565)	1478 (3259)					2780* (6131*)	1251 (2758)	1395 (3075)	1771 (3906)	4000* (8820*)	1921 (4236)	2196 (4843)	2777 (6124)	6240* (13759*)	3963 (8739)	4903 (10811)	6175 (13617)		

Tab.5: Hubkrafttabellen EZ80 – Monoausleger, kurzer Löffelstiel, Hybridkette, ohne Zusatzgewicht



Hubkrafttabellen EZ80

						5,0 m (196.8 in)				4,0 m (157.5 in)				3,0 m (118.1 in)				2,0 m (78.7 in)			
A	B																				
		Schild Unten	Schild Oben	Schild Hinten	Schild Unten	Schild Oben	Schild Hinten	Schild Unten	Schild Oben	Schild Hinten	Schild Unten	Schild Oben	Schild Hinten	Schild Unten	Schild Oben	Schild Hinten	Schild Unten	Schild Oben	Schild Hinten		
4,0 m (157.5 in)		1949* (4298*)	926 (2042)	1012 (2230)	1263 (2785)	1900* (4191*)	1082 (2386)	1183 (2609)	1462 (3224)												
3,0 m (118.1 in)		1946* (4291*)	784 (1729)	857 (1889)	1084 (2389)	1996* (4401*)	1056 (2329)	1156 (2550)	1435 (3165)	2140* (4720*)	1541 (3751)	1701 (3751)	2079 (4584*)								
2,0 m (78.7 in)		2069* (4562*)	748 (1649)	820 (1808)	1047 (2309)	2224* (4903*)	1005 (2217)	1103 (2433)	1382 (3048)	2677* (5903*)	1434 (3161)	1588 (3502)	1966 (4334)	3752* (8273*)	2250 (4960)	2553 (5630)	3137 (6916)				
1,0 m (39.4 in)		2008* (4428*)	686 (1513)	752 (1658)	967 (2132)	2467* (5439*)	949 (2092)	1044 (2302)	1323 (2917)	3217* (7094*)	1320 (2910)	1469 (3238)	1846 (4070)	5041* (11115*)	1993 (4395)	2276 (5018)	2857 (6301)				
0,0 m (0 in)		2054* (4529*)	700 (1543)	769 (1695)	991 (2186)	2607* (5748*)	904 (1993)	998 (2200)	1277 (2815)	3513* (7747*)	1241 (2737)	1386 (3056)	1763 (3886)	5417* (11944*)	1877 (4139)	2150 (4742)	2731 (6023)				
-1,0 m (-39.4 in)		2094* (4618*)	766 (1689)	843 (1859)	1086 (2394)	2530* (5578*)	884 (1949)	977 (2154)	1256 (2768)	3462* (7635*)	1208 (2664)	1351 (2979)	1728 (3809)	5131* (11313*)	1852 (4084)	2123 (4681)	2704 (5962)	9014* (19875*)	3800 (8378)	4714 (10395)	5985 (13197)
-2,0 m (-78.7 in)		2092* (4612*)	932 (2055)	1030 (2272)	1318 (2906)					2979* (6569*)	1218 (2685)	1361 (3001)	1738 (3832)	4311* (9506*)	1878 (4142)	2152 (4744)	2733 (6026)	7144* (15753*)	3878 (8552)	4807 (10599)	6078 (13403)

Tab.6: Hubkrafttabellen EZ80 – Monoausleger, langer Löffelstiel, Hybridkette, ohne Zusatzgewicht

						5,0 m (196.8 in)				4,0 m (157.5 in)				3,0 m (118.1 in)				2,0 m (78.7 in)			
A	B																				
		Schild Unten	Schild Oben	Schild Hinten	Schild Unten	Schild Oben	Schild Hinten	Schild Unten	Schild Oben	Schild Hinten	Schild Unten	Schild Oben	Schild Hinten	Schild Unten	Schild Oben	Schild Hinten	Schild Unten	Schild Oben	Schild Hinten		
4,0 m (157.5 in)		2094* (4617*)	1156 (2549)	1266 (2793)	1537 (3388)	2074* (4574*)	1217 (2684)	1334 (2942)	1614 (3559)	2043* (4504*)	1782 (3930)	1970 (4344)	2043* (4504*)								
3,0 m (118.1 in)		2079* (4584*)	976 (2151)	1068 (2355)	1308 (2885)	2131* (4699*)	1199 (2644)	1315 (2899)	1595 (3517)	2340* (5160*)	1720 (3793)	1905 (4199)	2284 (5036)								
2,0 m (78.7 in)		2098* (4625*)	889 (1961)	974 (2147)	1202 (2650)	2336* (5150*)	1152 (2541)	1266 (2792)	1546 (3410)	2859* (6303*)	1617 (3565)	1795 (3959)	2174 (4794)	4164* (9182*)	2489 (5489)	2834 (6249)	3420 (7541)				
1,0 m (39.4 in)		2134* (4705*)	860 (1897)	944 (2081)	1170 (2580)	2546* (5614*)	1101 (2427)	1213 (2675)	1493 (3292)	3346* (7356*)	1513 (3336)	1686 (3717)	2064 (4552)	5275* (11632*)	2263 (4989)	2589 (5708)	3174 (6998)				
0,0 m (0 in)		2176* (4799*)	884 (1948)	971 (2141)	1206 (2660)	2637* (5814*)	1063 (2344)	1174 (2588)	1454 (3205)	3561* (7853*)	1447 (3190)	1616 (3564)	1994 (4398)	5416* (11943*)	2181 (4809)	2500 (5513)	3085 (6802)				
-1,0 m (-39.4 in)		2206* (4864*)	976 (2153)	1076 (2372)	1335 (2944)	2470* (5447*)	1051 (2318)	1161 (2561)	1441 (3178)	3415* (7530*)	1424 (3140)	1592 (3511)	1971 (4346)	4975* (10970*)	2173 (4791)	2492 (5494)	3076 (6782)	8173* (18022*)	4448 (9808)	5521 (12174)	6804 (15002)
-2,0 m (-78.7 in)		2165* (4774*)	1216 (2681)	1347 (2971)	1663 (3668)					2780* (6131*)	1445 (3186)	1614 (3560)	1993 (4394)	4000* (8820*)	2211 (4874)	2532 (5584)	3117 (6873)	6240* (13759*)	4529 (9987)	5617 (12385)	6240 (13759)

Tab.7: Hubkrafttabellen EZ80 – Monoausleger, kurzer Löffelstiel, Hybridkette, mit Zusatzgewicht



**WACKER
NEUSON**
all it takes!

Hubkrafttabellen EZ80

						5,0 m (196.8 in)				4,0 m (157.5 in)				3,0 m (118.1 in)				2,0 m (78.7 in)			
A	B																				
		Schild Unten	Schild Oben	Schild Hinten	Schild Unten	Schild Oben	Schild Hinten	Schild Unten	Schild Oben	Schild Hinten	Schild Unten	Schild Oben	Schild Hinten	Schild Unten	Schild Oben	Schild Hinten	Schild Unten	Schild Oben	Schild Hinten		
4,0 m (157.5 in)		1949* (4298*)	1059 (2334)	1159 (2556)	1412 (3113)	1900* (4191*)	1228 (2708)	1346 (2969)	1627 (3587)												
3,0 m (118.1 in)		1946* (4291*)	904 (1994)	990 (2183)	1218 (2685)	1996* (4401*)	1203 (2652)	1320 (2910)	1600 (3528)	2140* (4720*)	1735 (3826)	1921 (4236)	2140* (4720*)								
2,0 m (78.7 in)		2069* (4562*)	868 (1915)	953 (2102)	1182 (2605)	2224* (4903*)	1152 (2539)	1267 (2793)	1547 (3410)	2677* (5903*)	1628 (3589)	1808 (3987)	2187 (4823)	3752* (8273*)	2539 (5598)	2889 (6371)	3476 (7664)				
1,0 m (39.4 in)		2008* (4428*)	800 (1765)	878 (1937)	1094 (2413)	2467* (5439*)	1095 (2414)	1207 (2662)	1487 (3280)	3217* (7094*)	1514 (3339)	1688 (3723)	2067 (4558)	5041* (11115*)	2282 (5033)	2612 (5759)	3197 (7049)				
0,0 m (0 in)		2054* (4529*)	818 (1804)	900 (1983)	1123 (2477)	2607* (5748*)	1050 (2316)	1161 (2560)	1441 (3177)	3513* (7747*)	1436 (3166)	1606 (3540)	1984 (4375)	5417* (11944*)	2167 (4777)	2486 (5483)	3071 (6771)				
-1,0 m (-39.4 in)		2094* (4618*)	894 (1972)	986 (2173)	1229 (2711)	2530* (5578*)	1030 (2271)	1140 (2514)	1420 (3131)	3462* (7635*)	1403 (3093)	1571 (3463)	1949 (4298)	5131* (11313*)	2141 (4722)	2459 (5422)	3043 (6711)	9014* (19875*)	4366 (9626)	5428 (11968)	6710 (14795)
-2,0 m (-78.7 in)		2092* (4612*)	1083 (2388)	1199 (2643)	1488 (3280)					2979* (6569*)	1412 (3114)	1581 (3486)	1959 (4320)	4311* (9506*)	2168 (4780)	2488 (5485)	3072 (6774)	7144* (15753*)	4444 (9800)	5520 (12172)	6803 (15001)

























Tab.8: Hubkrafttabellen EZ80 – Monoausleger, langer Löffelstiel, Hybridkette, mit Zusatzgewicht

						5,0 m (196.8 in)				4,0 m (157.5 in)				3,0 m (118.1 in)				2,0 m (78.7 in)			
A	B																				
		Schild Unten	Schild Oben	Schild Hinten	Schild Unten	Schild Oben	Schild Hinten	Schild Unten	Schild Oben	Schild Hinten	Schild Unten	Schild Oben	Schild Hinten	Schild Unten	Schild Oben	Schild Hinten	Schild Unten	Schild Oben	Schild Hinten		
4,0 m (157.5 in)		2094* (4617*)	1032 (2275)	1130 (2491)	1399 (3084)	2074* (4574*)	1089 (2401)	1192 (2629)	1471 (3244)	2043* (4504*)	1612 (3554)	1779 (3923)	2043* (4504*)								
3,0 m (118.1 in)		2079* (4584*)	865 (1906)	946 (2086)	1185 (2614)	2131* (4699*)	1070 (2360)	1173 (2587)	1452 (3202)	2340* (5160*)	1550 (3417)	1714 (3779)	2091 (4612)								
2,0 m (78.7 in)		2098* (4625*)	784 (1728)	858 (1892)	1085 (2393)	2336* (5150*)	1024 (2257)	1125 (2480)	1403 (3095)	2859* (6303*)	1446 (3188)	1604 (3538)	1982 (4370)	4164* (9182*)	2235 (4928)	2542 (5605)	3125 (6891)				
1,0 m (39.4 in)		2134* (4705*)	755 (1665)	829 (1827)	1054 (2325)	2546* (5614*)	972 (2144)	1071 (2362)	1350 (2977)	3346* (7356*)	1342 (2959)	1495 (3296)	1872 (4127)	5275* (11632*)	2009 (4429)	2297 (5065)	2879 (6348)				
0,0 m (0 in)		2176* (4799*)	774 (1708)	851 (1877)	1086 (2394)	2637* (5814*)	935 (2061)	1032 (2276)	1311 (2890)	3561* (7853*)	1276 (2813)	1425 (3143)	1802 (3973)	5416* (11943*)	1927 (4249)	2209 (4870)	2790 (6152)				
-1,0 m (-39.4 in)		2206* (4864*)	857 (1889)	944 (2082)	1203 (2652)	2470* (5447*)	923 (2035)	1020 (2248)	1298 (2863)	3415* (7530*)	1254 (2764)	1402 (3091)	1778 (3921)	4975* (10970*)	1919 (4231)	2200 (4850)	2781 (6132)	8173* (18022*)	3951 (8711)	4901 (10808)	6174 (13614)
-2,0 m (-78.7 in)		2165* (4774*)	1072 (2363)	1187 (2618)	1502 (3312)					2780* (6131*)	1274 (2810)	1424 (3139)	1800 (3970)	4000* (8820*)	1956 (4314)	2240 (4940)	2822 (6222)	6240* (13759*)	4032 (8890)	4997 (11018)	6240* (13759*)

























Tab.9: Hubkrafttabellen EZ80 – Monoausleger, kurzer Löffelstiel, Stahlkette 450 mm, ohne Zusatzgewicht



Hubkrafttabellen EZ80

						5,0 m (196.8 in)				4,0 m (157.5 in)				3,0 m (118.1 in)				2,0 m (78.7 in)											
A	B																												
		4,0 m (157.5 in)		1949* (4298*)	942 (2077)	1031 (2273)	1283 (2828)	1900* (4191*)	1100 (2425)	1205 (2656)	1484 (3272)																		
3,0 m (118.1 in)		1946* (4298*)	799 (1761)	874 (1928)	1101 (2428)	1996* (4401*)	1074 (2368)	1178 (2597)	1457 (3213)	2140* (4720*)	1564 (3449)	1730 (3815)	2108 (4648)																
2,0 m (78.7 in)		2069* (4562*)	763 (1682)	837 (1846)	1065 (2348)	2224* (4903*)	1023 (2256)	1125 (2480)	1404 (3095)	2677* (5903*)	1457 (3213)	1617 (3566)	1995 (4398)	3752* (8273*)	2285 (5038)	2597 (5727)	3181 (7014)												
1,0 m (39.4 in)		2008* (4428*)	700 (1543)	769 (1695)	984 (2169)	2467* (5439*)	966 (2131)	1066 (2350)	1344 (2965)	3217* (7094*)	1343 (2962)	1498 (3302)	1875 (4134)	5041* (11115*)	2028 (4472)	2320 (5115)	2902 (6399)												
0,0 m (0 in)		2054* (4529*)	714 (1575)	786 (1733)	1009 (2224)	2607* (5748*)	922 (2032)	1019 (2248)	1298 (2862)	3513* (7747*)	1265 (2789)	1415 (3120)	1792 (3950)	5417* (11944*)	1912 (4217)	2195 (4839)	2776 (6121)												
-1,0 m (-39.4 in)		2094* (4618*)	781 (1723)	862 (1900)	1105 (2436)	2530* (5578*)	902 (1988)	998 (2202)	1277 (2816)	3462* (7635*)	1232 (2716)	1380 (3043)	1757 (3873)	5131* (11313*)	1887 (4161)	2167 (4779)	2749 (6061)	9014* (19875*)	3868 (8529)	4808 (10602)	6080 (13406)								
-2,0 m (-78.7 in)		2092* (4612*)	950 (2096)	1052 (2321)	1340 (2955)					2979* (6569*)	1241 (2737)	1390 (3065)	1767 (3896)	4311* (9506*)	1913 (4219)	2196 (4842)	2777 (6124)	7144* (15753*)	3947 (8703)	4901 (10806)	6173 (13612)								

Tab.10: Hubkrafttabellen EZ80 – Monoausleger, langer Löffelstiel, Stahlkette 450 mm, ohne Zusatzgewicht

						5,0 m (196.8 in)				4,0 m (157.5 in)				3,0 m (118.1 in)				2,0 m (78.7 in)												
A	B																													
		4,0 m (157.5 in)		2094* (4617*)	1173 (2587)	1287 (2838)	1557 (3434)	2074* (4574*)	1235 (2723)	1356 (2989)	1636 (3607)	2043* (4504*)	1806 (3982)	1999 (4407)	2043* (4504*)															
3,0 m (118.1 in)		2079* (4584*)	991 (2185)	1086 (2395)	1327 (2925)	2131* (4699*)	1217 (2683)	1336 (2947)	1617 (3564)	2340* (5160*)	1744 (3845)	1933 (4263)	2313 (5100)																	
2,0 m (78.7 in)		2098* (4625*)	904 (1993)	991 (2186)	1219 (2689)	2336* (5150*)	1170 (2580)	1288 (2840)	1568 (3457)	2859* (6303*)	1640 (3617)	1824 (4022)	2203 (4858)	4164* (9182*)	2524 (5566)	2878 (6346)	3464 (7639)													
1,0 m (39.4 in)		2134* (4705*)	875 (1929)	961 (2119)	1188 (2619)	2546* (5614*)	1119 (2499)	1234 (2722)	1514 (3339)	3346* (7356*)	1536 (3387)	1715 (3781)	2093 (4616)	5275* (11632*)	2298 (5067)	2633 (5806)	3218 (7096)													
0,0 m (0 in)		2176* (4799*)	899 (1981)	989 (2181)	1225 (2700)	2637* (5814*)	1081 (2383)	1195 (2636)	1475 (3252)	3561* (7853*)	1470 (3242)	1645 (3627)	2024 (4462)	5416* (11943*)	2216 (4886)	2545 (5611)	3129 (6900)													
-1,0 m (-39.4 in)		2206* (4864*)	993 (2189)	1096 (2416)	1355 (2988)	2470* (5447*)	1069 (2357)	1183 (2608)	1463 (3225)	3415* (7530*)	1448 (3192)	1621 (3575)	2000 (4410)	4975* (10970*)	2208 (4868)	2536 (5591)	3120 (6880)	8173* (18022*)	4517 (9959)	5615 (12381)	6899 (15212)									
-2,0 m (-78.7 in)		2165* (4774*)	1236 (2724)	1372 (3024)	1688 (3721)					2780* (6131*)	1469 (3238)	1643 (3623)	2022 (4458)	4000* (8820*)	2246 (4951)	2577 (5681)	3161 (6971)	6240* (13759*)	4598 (10139)	5711 (12592)	6240* (13759*)									

Tab.11: Hubkrafttabellen EZ80 – Monoausleger, kurzer Löffelstiel, Stahlkette 450 mm, mit Zusatzgewicht



**WACKER
NEUSON**
all it takes!

Hubkrafttabellen EZ80

						5,0 m (196.8 in)				4,0 m (157.5 in)				3,0 m (118.1 in)				2,0 m (78.7 in)			
A	B																				
		Schild Unten	Schild Oben	Schild Hinten	Schild Unten	Schild Oben	Schild Hinten	Schild Unten	Schild Oben	Schild Hinten	Schild Unten	Schild Oben	Schild Hinten	Schild Unten	Schild Oben	Schild Hinten	Schild Unten	Schild Oben	Schild Hinten		
4,0 m (157.5 in)		1949* (4298*)	1075 (2369)	1178 (2598)	1431 (3156)	1900* (4191*)	1246 (2747)	1368 (3016)	1648 (3634)												
3,0 m (118.1 in)		1946* (4298*)	919 (2026)	1007 (2221)	1235 (2723)	1996* (4401*)	1220 (2691)	1341 (2957)	1621 (3575)	2140* (4720*)	1759 (3878)	1950 (4300)	2140* (4720*)								
2,0 m (78.7 in)		2069* (4562*)	883 (1947)	971 (2141)	1199 (2644)	2224* (4903*)	1169 (2578)	1288 (2840)	1568 (3458)	2677* (5903*)	1651 (3641)	1837 (4051)	2216 (4887)	3752* (8273*)	2574 (5675)	2934 (6468)	3520 (7762)				
1,0 m (39.4 in)		2008* (4428*)	814 (1795)	895 (1974)	1111 (2450)	2467* (5439*)	1112 (2453)	1229 (2710)	1509 (3327)	3217* (7094*)	1538 (3391)	1717 (3787)	2096 (4622)	5041* (11115*)	2317 (5110)	2656 (5856)	3241 (7147)				
0,0 m (0 in)		2054* (4529*)	832 (1835)	917 (2021)	1140 (2515)	2607* (5748*)	1068 (2355)	1183 (2608)	1462 (3225)	3513* (7747*)	1459 (3217)	1635 (3604)	2013 (4439)	5417* (11944*)	2202 (4854)	2531 (5580)	3115 (6869)				
- 1,0 m (- 39.4 in)		2094* (4618*)	910 (2006)	1004 (2214)	1248 (2752)	2530* (5578*)	1048 (2310)	1162 (2562)	1441 (3178)	3462* (7635*)	1426 (3144)	1600 (3527)	1978 (4362)	5131* (11313*)	2176 (4799)	2503 (5520)	3088 (6809)	9014* (19875*)	4434 (9777)	5522 (12176)	6805 (15005)
- 2,0 m (- 78.7 in)		2092* (4612*)	1101 (2428)	1221 (2692)	1510 (3329)					2979* (6569*)	1436 (3166)	1610 (3549)	1988 (4384)	4311* (9506*)	2203 (4857)	2532 (5583)	3116 (6872)	7144* (15753*)	4513 (9951)	5614 (12379)	6898 (15211)

Tab.12: Hubkrafttabellen EZ80 – Monoausleger, langer Löffelstiel, Stahlkette 450 mm, mit Zusatzgewicht