

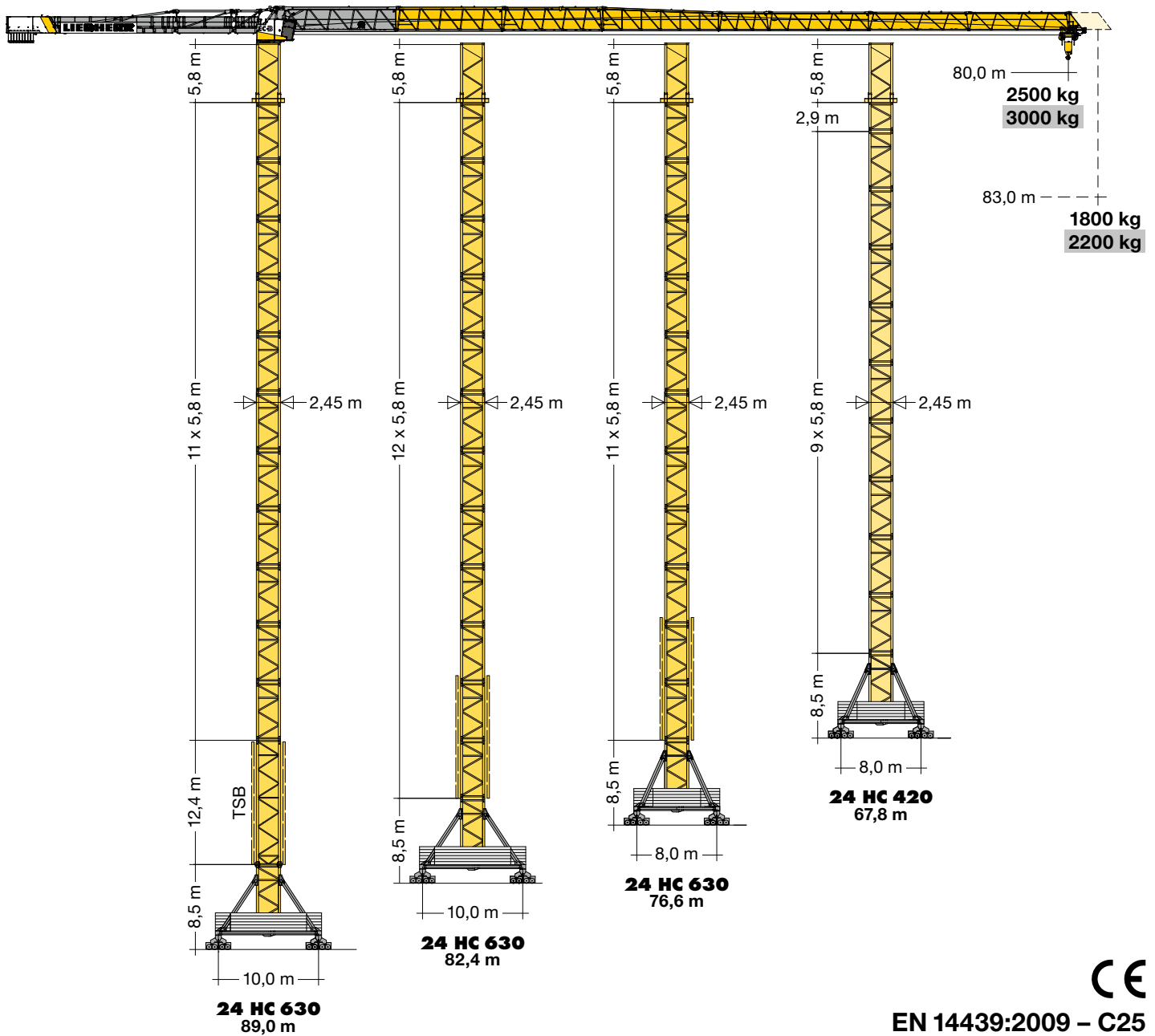
Turmdrehkran

Tower Crane / Grue à tour / Gru a torre / Grúa torre /
Guindaste de torre / Кран башенный

470 EC-B 20


470 EC-B 16

470 EC-B 20



EN 14439:2009 - C25

LIEBHERR



¹⁾ Turmstück oder Kletterturmstück / Tower section or climbing tower section / Élément de mât ou élément de mât télescopable / Elemento torre oppure elemento torre telescopabile / Tramo torre o tramo torre trepable / Segmento de torre ou segmento de torre para ascensão / Башенная секция или секция наращивания

Ausladung und Tragfähigkeit

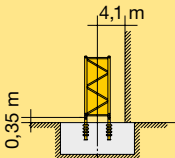
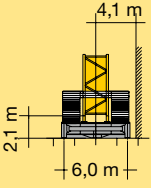
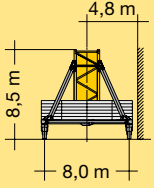
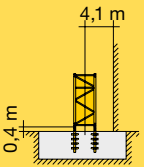
Radius and capacity / Portée et charge / Sbraccio e portata / Alcances y cargas / Alcance e capacidade de carga / Вылет и грузоподъемность

| m | r | m/kg | m/kg | | | | | | | | | | | | | | | | | | | | 470 EC-B 20 | | | | |
|---------------|---------------------|-------|-------|-------|-------|-------|-------|-------|-------|------|------|------|------|------|------|------|------|------|------|------|------|------|--------------------|------|------|------|--|
| | | | 24,4 | 26,9 | 29,4 | 31,9 | 35,0 | 37,5 | 40,0 | 42,5 | 45,0 | 47,5 | 50,0 | 52,5 | 55,0 | 57,5 | 60,0 | 62,5 | 65,0 | 67,5 | 70,0 | 72,5 | 75,0 | 77,5 | 80,0 | 83,0 | |
| 83,0 (r=84,7) | 2,6 - 13,5 20000 | 10070 | 8960 | 8040 | 7270 | 6480 | 5930 | 5460 | 5040 | 4670 | 4330 | 4040 | 3770 | 3520 | 3300 | 3100 | 2910 | 2740 | 2570 | 2430 | 2290 | 2160 | 2040 | 1930 | 1800 | | |
| 80,0 (r=81,7) | 2,6 - 15,6 20000 | 11990 | 10690 | 9630 | 8730 | 7800 | 7170 | 6610 | 6120 | 5690 | 5300 | 4960 | 4640 | 4360 | 4100 | 3860 | 3640 | 3440 | 3260 | 3080 | 2920 | 2770 | 2630 | 2500 | | | |
| 77,5 (r=79,2) | 2,6 - 16,6 20000 | 12880 | 11500 | 10360 | 9400 | 8410 | 7730 | 7140 | 6620 | 6160 | 5750 | 5380 | 5040 | 4740 | 4460 | 4210 | 3980 | 3760 | 3560 | 3380 | 3210 | 3050 | 2900 | | | | |
| 75,0 (r=76,7) | 2,6 - 17,4 20000 | 13630 | 12180 | 10990 | 9980 | 8940 | 8230 | 7610 | 7060 | 6580 | 6140 | 5750 | 5400 | 5080 | 4790 | 4520 | 4280 | 4050 | 3840 | 3650 | 3470 | 3300 | | | | | |
| 72,5 (r=74,2) | 2,6 - 18,2 20000 | 14350 | 12830 | 11580 | 10530 | 9430 | 8690 | 8040 | 7460 | 6950 | 6500 | 6090 | 5720 | 5390 | 5080 | 4810 | 4550 | 4310 | 4090 | 3890 | 3700 | | | | | | |
| 70,0 (r=71,7) | 2,6 - 18,8 20000 | 14920 | 13350 | 12060 | 10970 | 9840 | 9070 | 8400 | 7800 | 7280 | 6810 | 6380 | 6000 | 5660 | 5340 | 5050 | 4780 | 4540 | 4310 | 4100 | | | | | | | |
| 67,5 (r=69,2) | 2,6 - 19,5 20000 | 15610 | 13990 | 12650 | 11530 | 10360 | 9560 | 8860 | 8240 | 7690 | 7200 | 6760 | 6360 | 6000 | 5670 | 5370 | 5090 | 4840 | 4600 | | | | | | | | |
| 65,0 (r=66,7) | 2,6 - 20,0 20000 | 16120 | 14480 | 13120 | 11980 | 10780 | 9960 | 9240 | 8610 | 8050 | 7540 | 7090 | 6680 | 6310 | 5960 | 5650 | 5360 | 5100 | | | | | | | | | |
| 62,5 (r=64,2) | 2,6 - 21,0 20000 | 16950 | 15200 | 13750 | 12540 | 11280 | 10410 | 9660 | 8990 | 8400 | 7870 | 7400 | 6970 | 6580 | 6220 | 5900 | 5600 | | | | | | | | | | |
| 60,0 (r=61,7) | 2,6 - 21,5 20000 | 17400 | 15620 | 14140 | 12900 | 11610 | 10720 | 9950 | 9270 | 8670 | 8120 | 7640 | 7200 | 6800 | 6430 | 6100 | | | | | | | | | | | |
| 57,5 (r=59,2) | 2,6 - 22,0 20000 | 17880 | 16080 | 14580 | 13310 | 12000 | 11090 | 10310 | 9610 | 8990 | 8430 | 7940 | 7480 | 7070 | 6700 | | | | | | | | | | | | |
| 55,0 (r=56,7) | 2,6 - 22,5 20000 | 18330 | 16490 | 14960 | 13680 | 12330 | 11410 | 10600 | 9890 | 9260 | 8690 | 8180 | 7720 | 7300 | | | | | | | | | | | | | |
| 52,5 (r=54,2) | 2,6 - 23,0 20000 | 18770 | 16880 | 15310 | 13990 | 12620 | 11670 | 10850 | 10120 | 9470 | 8890 | 8370 | 7900 | | | | | | | | | | | | | | |
| 50,0 (r=51,7) | 2,6 - 23,0 20000 | 18790 | 16940 | 15400 | 14100 | 12730 | 11790 | 10970 | 10250 | 9600 | 9020 | 8500 | | | | | | | | | | | | | | | |
| 47,5 (r=49,2) | 2,6 - 23,0 20000 | 18810 | 16980 | 15450 | 14160 | 12800 | 11870 | 11050 | 10320 | 9680 | 9100 | | | | | | | | | | | | | | | | |
| 45,0 (r=46,7) | 2,6 - 23,0 20000 | 18810 | 16990 | 15470 | 14170 | 12820 | 11890 | 11070 | 10340 | 9700 | | | | | | | | | | | | | | | | | |
| 42,5 (r=44,2) | 2,6 - 23,0 20000 | 18820 | 17020 | 15500 | 14220 | 12870 | 11940 | 11120 | 10400 | | | | | | | | | | | | | | | | | | |
| 40,0 (r=41,7) | 2,6 - 23,0 20000 | 18820 | 17000 | 15490 | 14200 | 12850 | 11920 | 11100 | | | | | | | | | | | | | | | | | | | |
| 37,5 (r=39,2) | 2,6 - 23,0 20000 | 18840 | 17050 | 15540 | 14270 | 12930 | 12000 | | | | | | | | | | | | | | | | | | | | |
| 35,0 (r=36,7) | 2,6 - 23,0 20000 | 18850 | 17090 | 15600 | 14330 | 13000 | | | | | | | | | | | | | | | | | | | | | |
| 31,9 (r=33,6) | 2,6 - 23,0 20000 | 18870 | 17130 | 15660 | 14400 | | | | | | | | | | | | | | | | | | | | | | |
| 29,4 (r=31,1) | 2,6 - 23,0 20000 | 18870 | 17120 | 15650 | | | | | | | | | | | | | | | | | | | | | | | |
| 26,9 (r=28,6) | 2,6 - 23,0 20000 | 18900 | 17200 | | | | | | | | | | | | | | | | | | | | | | | | |
| 24,4 (r=26,1) | 2,6 - 23,0 20000 | 19000 | | | | | | | | | | | | | | | | | | | | | | | | | |

LM 1


| m | r | m/kg | m/kg | | | | | | | | | | | | | | | | | | | | 470 EC-B 20 | | | | |
|---------------|---------------------|-------|-------|-------|-------|-------|-------|-------|-------|-------|-------|------|------|------|------|------|------|------|------|------|------|------|--------------------|------|------|------|--|
| | | | 24,4 | 26,9 | 29,4 | 31,9 | 35,0 | 37,5 | 40,0 | 42,5 | 45,0 | 47,5 | 50,0 | 52,5 | 55,0 | 57,5 | 60,0 | 62,5 | 65,0 | 67,5 | 70,0 | 72,5 | 75,0 | 77,5 | 80,0 | 83,0 | |
| 83,0 (r=84,7) | 2,6 - 15,0 20000 | 11450 | 10210 | 9180 | 8320 | 7430 | 6820 | 6290 | 5820 | 5410 | 5030 | 4700 | 4400 | 4130 | 3880 | 3650 | 3440 | 3250 | 3070 | 2900 | 2750 | 2600 | 2470 | 2340 | 2200 | | |
| 80,0 (r=81,7) | 2,6 - 17,4 20000 | 13640 | 12190 | 11000 | 9990 | 8950 | 8240 | 7620 | 7070 | 6580 | 6150 | 5760 | 5410 | 5090 | 4800 | 4530 | 4280 | 4060 | 3850 | 3650 | 3470 | 3310 | 3150 | 3000 | | | |
| 77,5 (r=79,2) | 2,6 - 18,7 20000 | 14810 | 13250 | 11950 | 10870 | 9750 | 8980 | 8310 | 7720 | 7200 | 6730 | 6310 | 5930 | 5590 | 5270 | 4990 | 4720 | 4480 | 4250 | 4050 | 3850 | 3670 | 3500 | | | | |
| 75,0 (r=76,7) | 2,6 - 19,8 20000 | 15820 | 14160 | 12800 | 11650 | 10460 | 9640 | 8930 | 8300 | 7750 | 7250 | 6810 | 6400 | 6040 | 5700 | 5400 | 5120 | 4860 | 4620 | 4400 | 4190 | 4000 | | | | | |
| 72,5 (r=74,2) | 2,6 - 20,5 20000 | 16450 | 14740 | 13320 | 12130 | 10890 | 10050 | 9310 | 8660 | 8090 | 7570 | 7110 | 6690 | 6310 | 5970 | 5650 | 5360 | 5090 | 4840 | 4610 | 4400 | | | | | | |
| 70,0 (r=71,7) | 2,6 - 21,0 20000 | 16930 | 15170 | 13720 | 12510 | 11240 | 10370 | 9620 | 8950 | 8370 | 7840 | 7360 | 6930 | 6550 | 6190 | 5870 | 5570 | 5290 | 5040 | 4800 | | | | | | | |
| 67,5 (r=69,2) | 2,6 - 21,5 20000 | 17430 | 15660 | 14190 | 12950 | 11670 | 10780 | 10010 | 9330 | 8730 | 8180 | 7700 | 7260 | 6860 | 6490 | 6160 | 5850 | 5560 | 5300 | | | | | | | | |
| 65,0 (r=66,7) | 2,6 - 22,0 20000 | 17900 | 16110 | 14620 | 13360 | 12050 | 11150 | 10360 | 9660 | 9050 | 8490 | 7990 | 7540 | 7130 | 6750 | 6410 | 6090 | 5800 | | | | | | | | | |
| 62,5 (r=64,2) | 2,6 - 23,0 20000 | 18770 | 16880 | 15320 | 14000 | 12630 | 11680 | 10860 | 10130 | 9480 | 8900 | 8380 | 7910 | 7480 | 7090 | 6730 | 6400 | | | | | | | | | | |
| 60,0 (r=61,7) | 2,6 - 23,5 20000 | 19210 | 17280 | 15680 | 14330 | 12930 | 11960 | 11120 | 10370 | 9710 | 9120 | 8590 | 8100 | 7670 | 7270 | 6900 | | | | | | | | | | | |
| 57,5 (r=59,2) | 2,6 - 24,0 20000 | 19650 | 17700 | 16070 | 14700 | 13270 | 12290 | 11430 | 10670 | 10000 | 9390 | 8850 | 8360 | 7910 | 7500 | | | | | | | | | | | | |
| 55,0 (r=56,7) | 2,6 - 25,0 20000 | 20000 | 18470 | 16750 | 15310 | 13800 | 12770 | 11870 | 11080 | 10380 | 9740 | 9180 | 8660 | 8200 | | | | | | | | | | | | | |
| 52,5 (r=54,2) | 2,6 - 25,5 20000 | 20000 | 18870 | 17130 | 15660 | 14140 | 13090 | 12170 | 11360 | 10640 | 10000 | 9420 | 8900 | | | | | | | | | | | | | | |
| 50,0 (r=51,7) | 2,6 - 25,5 20000 | 20000 | 18890 | 17170 | 15710 | 14200 | 13150 | 12240 | 11430 | 10720 | 10080 | 9500 | | | | | | | | | | | | | | | |
| 47,5 (r=49,2) | 2,6 - 25,5 20000 | 20000 | 18910 | 17220 | 15790 | 14290 | 13260 | 12360 | 11550 | 10840 | 10200 | | | | | | | | | | | | | | | | |
| 45,0 (r=46,7) | 2,6 - 25,5 20000 | 20000 | 18930 | 17250 | 15830 | 14340 | 13310 | 12410 | 11610 | 10900 | | | | | | | | | | | | | | | | | |
| 42,5 (r=44,2) | 2,6 - 25,5 20000 | 20000 | 18930 | 17270 | 15850 | 14370 | 13350 | 12450 | 11650 | | | | | | | | | | | | | | | | | | |
| 40,0 (r=41,7) | 2,6 - 25,5 20000 | 20000 | 18940 | 17290 | 15890 | 14420 | 13390 | 12500 | | | | | | | | | | | | | | | | | | | |
| 37,5 (r=39,2) | 2,6 - 25,5 20000 | 20000 | 18970 | 17350 | 15970 | 14510 | 13500 | | | | | | | | | | | | | | | | | | | | |
| 35,0 (r=36,7) | 2,6 - 25,5 20000 | 20000 | 18990 | 17400 | 16040 | 14600 | | | | | | | | | | | | | | | | | | | | | |
| 31,9 (r=33,6) | 2,6 - 25,5 20000 | 20000 | 19010 | 17440 | 16100 | | | | | | | | | | | | | | | | | | | | | | |
| 29,4 (r=31,1) | 2,6 - 25,5 20000 | 20000 | 19030 | 17500 | | | | | | | | | | | | | | | | | | | | | | | |
| 26,9 (r=28,6) | 2,6 - 25,5 20000 | 20000 | 19000 | | | | | | | | | | | | | | | | | | | | | | | | |
| 24,4 (r=26,1) | 2,6 - 24,4 20000 | 20000 | | | | | | | | | | | | | | | | | | | | | | | | | |

Load-Plus


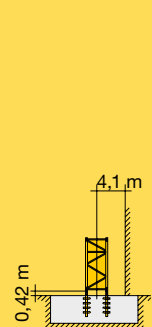
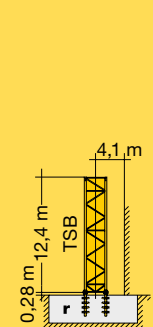
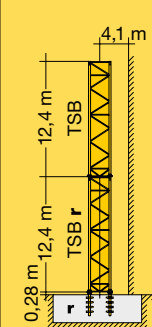
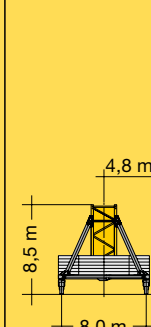
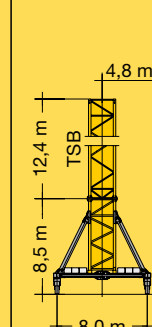
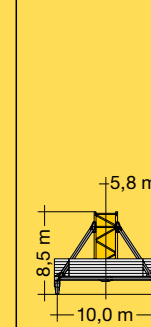
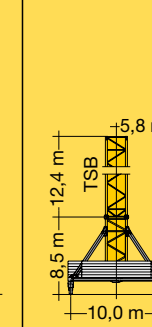
| 5,8 m | | 5,8 m + 2,9 m | 24 HC 420 | | | 24 HC 420 / 24 HC 630 |
|-------|--------|--|--|---|--|----------------------------------|
| 13 | | | - | - | - | 80,1 ^{*)8)} |
| 12 | 12 + 1 | | - | - | - | 77,2 ^{*)8)} |
| | | | - | - | - | 74,3 ^{*)7)} |
| 11 | 11 + 1 | | - | - | - | 71,4 ^{*)6)} |
| | | | - | - | - | 68,5 ^{*)5)} |
| 10 | 10 + 1 | | - | - | - | 65,6 ^{*)5)} |
| | | | - | - | - | 62,7 ^{*)4)} |
| 9 | 9 + 1 | 59,7 ^{*)} | 61,5 ²⁾ | 67,8 ²⁾ | 59,8 ^{*)} | 59,8 ^{*)} |
| | | 56,8 ^{*)} | 58,6 ^{*)} | 65,0 ^{*)} | 56,9 ^{*)} | 56,9 ^{*)} |
| 8 | 8 + 1 | 53,9 | 55,7 ^{*)} | 62,1 ^{*)} | 54,0 | 54,0 |
| | | 51,0 | 52,8 | 59,2 | 51,1 | 51,1 |
| 7 | 7 + 1 | 48,1 | 49,9 | 56,3 | 48,2 | 48,2 |
| | | 45,2 | 47,0 | 53,4 | 45,3 | 45,3 |
| 6 | 6 + 1 | 42,3 | 44,1 | 50,5 | 42,4 | 42,4 |
| | | 39,4 | 41,2 | 47,6 | 39,5 | 39,5 |
| 5 | 5 + 1 | 36,5 | 38,3 | 44,7 | 36,6 | 36,6 |
| | | 33,6 | 35,4 | 41,8 | 33,7 | 33,7 |
| 4 | 4 + 1 | 30,7 | 32,5 | 38,9 | 30,8 | 30,8 |
| | | 27,8 | 29,6 | 36,0 | 27,9 | 27,9 |
| 3 | 3 + 1 | 24,9 | 26,7 | 33,0 | 25,0 | 25,0 |
| | | 22,0 | 23,8 | 30,2 | 22,1 | 22,1 |
| 2 | 2 + 1 | 19,1 | 20,9 | 27,3 | 19,2 | 19,2 |
| | | 16,2 | 18,0 | 24,4 | 16,3 | 16,3 |
| 1 | 1 + 1 | 13,3 | 15,1 | 21,5 | 13,4 | 13,4 |
| | | 10,4 | 12,2 | 18,5 | 10,5 | 10,5 |
| 0 | 0 + 1 | 7,5 | 9,3 | 15,6 | 7,6 | 7,6 |
| | | 4,6 | 6,4 | 12,8 | 4,7 | 4,7 |
| | | m | m | m | m | |
| | |  |  |  |  | |
| | | 24 HC 420 FA | 24 HC 420 CB-0600 | 24 HC 630 UC-0800 | 24 HC 630 FA | |

Turmstücke 24 HC 630 müssen am Turmfuß eingebaut werden. Details siehe Bedienungsanleitung. / Tower sections 24 HC 630 must be installed on the tower base. See operating manual for further details. / Les éléments de mât 24 HC 630 doivent être montés en pied de grue. Voir les détails dans les instructions d'emploi. / Elementi torre 24 HC 630 devono essere montati alla base torre. Si veda il manuale istruzioni per i dettagli. / Los tramos torre de la 24 HC 630 tienen que ser montados en el pie de torre. Más detalles en las instrucciones de montaje. / Segmentos de torre 24 HC 630 devem ser instalados sobre o segmento base. Para mais detalhes consultar manual de instrução. / Башенные секции 24 HC 630 должны монтироваться в основании башни. Подробную информацию смотри в инструкции по эксплуатации.


Weitere Hubhöhen, Auslegerlängen sowie Klettern im Gebäude auf Anfrage. / Further hoist heights and jib lengths as well as climbing inside the building on request. / Autres hauteurs sous crochet et longueurs de flèche ainsi que hissage dans le bâtiment sur demande. / Ulteriori altezze gancio, lunghezze braccio così come telescopaggio all'interno dell'edificio: su richiesta. / Para alturas bajo gancho superiores, otros alcances y trepado en el interior del edificio, consultar. / Outras alturas de elevação, comprimentos de lança e subida no edifício: sob consulta. / Другие высоты подъема, длины стрелы и самоподъем в здании – по запросу.

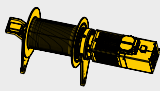
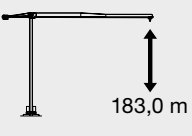
- *)  **ohne Klettereinrichtung** / without climbing equipment / sans équipement de télescopage / senza dispositivo di telescopaggio / sin equipo de trepado / sem mecanismo de telescopagem / Без обоймы наращивания
- ohne Fahrwerke** / without Travel Gear / sans boogie / senza dispositivi di traslazione / sin cajas de traslación / sem mecanismo de translação / без механизмов передвижения
- 4) 1 x 24 HC 630 TS-0580c
5) 2 x 24 HC 630 TS-0580c
6) 3 x 24 HC 630 TS-0580c
7) 4 x 24 HC 630 TS-0580c
8) 5 x 24 HC 630 TS-0580c

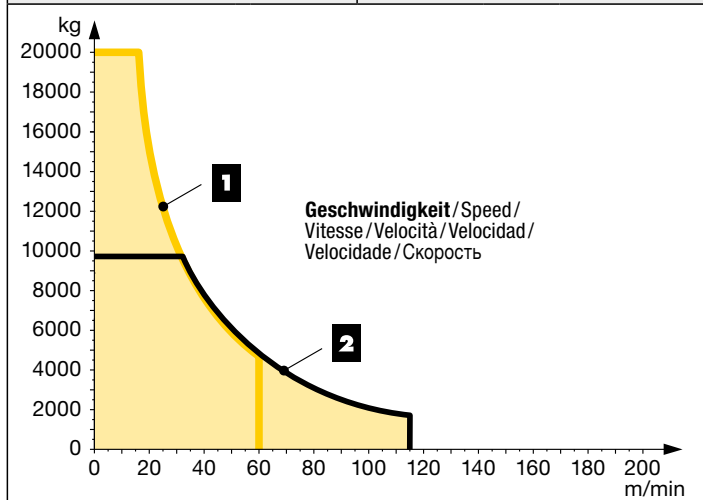
24 HC 630

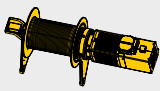
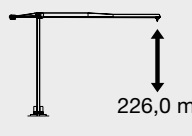
| 5,8 m | 5,8 m + 2,9 m |  | | | | | | |
|-------|------------------|--|--|--|--|---|--|--|
| 13 | 12 + 1 | 80,1 ²⁾ | - | - | - | - | - | - |
| 12 | 11 + 1 | 77,2 ^{*)} | - | - | - | - | - | - |
| | | 74,3 ^{*)} | 86,5 ^{*)} | - | - | - | 82,4 ^{*)} | - |
| 11 | 10 + 1 | 71,4 | 83,6 ^{*)} | 96,0 ²⁾ | - | - | 79,5 ^{*)} | 90,6 ^{*)3)} |
| | | 68,5 | 80,7 | 93,1 ^{*)} | 76,6 ^{*)} | - | 76,6 | 89,0 ^{*)} |
| 10 | 9 + 1 | 65,6 | 77,8 | 90,2 ^{*)} | 73,7 ^{*)} | - | 73,7 | 86,1 ^{*)} |
| | | 62,7 | 74,9 | 87,3 | 70,8 | - | 70,8 | 83,2 |
| 9 | 8 + 1 | 59,8 | 72,0 | 84,4 | 67,8 | 80,3 ^{*)} | 67,8 | 80,3 |
| | | 56,9 | 69,1 | 81,5 | 65,0 | 77,4 ^{*)} | 65,0 | 77,4 |
| 8 | 7 + 1 | 54,0 | 66,2 | 78,6 | 62,1 | 74,5 | 62,1 | 74,5 |
| | | 51,1 | 63,3 | 75,7 | 59,2 | 71,6 | 59,2 | 71,6 |
| 7 | 6 + 1 | 48,2 | 60,4 | 72,8 | 56,3 | 68,7 | 56,3 | 68,7 |
| | | 45,3 | 57,5 | 69,9 | 53,4 | 65,8 | 53,4 | 65,8 |
| 6 | 5 + 1 | 42,4 | 54,6 | 67,0 | 50,5 | 62,9 | 50,5 | 62,9 |
| | | 39,5 | 51,7 | 64,1 | 47,6 | 60,0 | 47,6 | 60,0 |
| 5 | 4 + 1 | 36,6 | 48,8 | 61,2 | 44,7 | 57,1 | 44,7 | 57,1 |
| | | 33,7 | 45,9 | 58,3 | 41,8 | 54,2 | 41,8 | 54,2 |
| 4 | 3 + 1 | 30,8 | 43,0 | 55,4 | 38,9 | 51,3 | 38,9 | 51,3 |
| | | 27,9 | 40,1 | 52,5 | 36,0 | 48,4 | 36,0 | 48,4 |
| 3 | 2 + 1 | 25,0 | 37,2 | 49,6 | 33,0 | 45,5 | 33,0 | 45,5 |
| | | 22,1 | 34,3 | 46,7 | 30,2 | 42,6 | 30,2 | 42,6 |
| 2 | 1 + 1 | 19,2 | 31,4 | 43,8 | 27,3 | 39,7 | 27,3 | 39,7 |
| | | 16,3 | 28,5 | 40,9 | 24,4 | 36,8 | 24,4 | 36,8 |
| 1 | 0 + 1 | 13,4 | 25,6 | 38,0 | 21,5 | 33,9 | 21,5 | 33,9 |
| | | 10,5 | 22,7 | 35,1 | 18,5 | 31,0 | 18,5 | 31,0 |
| 0 | | 7,6 | 19,8 | 32,2 | 15,6 | 28,1 | 15,6 | 28,1 |
| | | 4,7 | 16,9 | 29,3 | 12,8 | 25,2 | 12,8 | 25,2 |
| | | m | m | m | m | m | m | m |
| | |  |  |  |  |  |  |  |
| | | 24 HC 630 FA | 24 HC 630 FAr | 24 HC 630 FAr | 24 HC 630 UC-0800 | 24 HC 630 UC-0800r | 24 HC 630 UC-1000m | 24 HC 630 UC-1000mr |

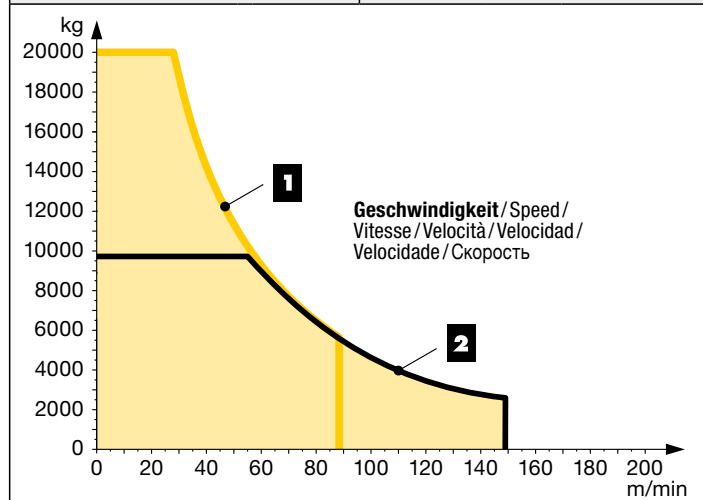
Weitere Hubhöhen, Auslegerlängen sowie Klettern im Gebäude auf Anfrage. / Further hoist heights and jib lengths as well as climbing inside the building on request. / Autres hauteurs sous crochet et longueurs de flèche ainsi que hissage dans le bâtiment sur demande. / Ulteriori altezze gancho, lunghezze braccio così come telescopaggio all'interno dell'edificio: su richiesta. / Para alturas bajo gancho superiores, otros alcances y trepado en el interior del edificio, consultar. / Outras alturas de elevação, comprimentos de lança e subida no edifício: sob consulta. / Другие высоты подъема, длины стрелы и самоподъем в здании – по запросу.

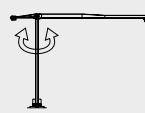
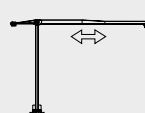
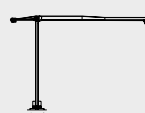
- *)  **2) ohne Klettereinrichtung** / without climbing equipment / sans équipement de télescopage / senza dispositivo di telescopaggio / sin equipo de trepado / sem mecanismo de telescopagem / Без обоймы наращивания
- 3) ohne Fahrwerke** / without Travel Gear / sans boogie / senza dispositivi di traslazione / sin cajas de traslación / sem mecanismo de translação / без механизмов передвижения
- r = verstärkt** / reinforced / renforcé / rinforzato / reforzado / reforçado / усиленный

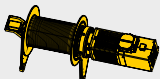

| | |
|---|--|
|  | ↔ stufenlos / stepless / régl. continu / regl. progressiva / sin escalones / sem degraus / бесступенчатый |
| | kg m/min |
| 65 kW FU [SD.shift] WIW 280 WZ 403 | |
|  183,0 m | 5 Lagen Layers Couches Avvolgimenti Camadas Сарас Слоёв |
| | 1 20000 0 ↔ 16 4700 0 ↔ 60 |
| | 2 9700 0 ↔ 32 1700 0 ↔ 115 |
| max. 368,0 m ⁹⁾ | |



| | |
|---|--|
|  | ↔ stufenlos / stepless / régl. continu / regl. progressiva / sin escalones / sem degraus / бесступенчатый |
| | kg m/min |
| 110 kW FU [SD.shift] WIW 300 WZ 403 | |
|  226,0 m | 6 Lagen Layers Couches Avvolgimenti Camadas Сарас Слоёв |
| | 1 20000 0 ↔ 28 5600 0 ↔ 88 |
| | 2 9700 0 ↔ 55 2600 0 ↔ 149 |
| max. 368,0 m ⁹⁾ | |



| | | |
|--|----------------------------|-------------------------------------|
|  | 0 ↔ 0,7 sl./min tr./min | 2 x 7,5 kW FU |
|  | 0 ↔ 88,0 m/min | 11 kW FU |
|  | 25,0 m/min | 4 x 7,5 kW (24 HC 420/24 HC 630) |

| | | |
|---|----------|-----------|
|  | | |
|  | 65 kW FU | 110 kW FU |
| kVA | 89,0 | 125,0 |

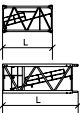
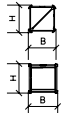




kVA reduzierbar bei zu geringer Netz-Anschlussleistung, siehe BAL.
 kVA can be reduced in case of too little power of the mains, see instruction manual.
 kVA peut être réduit en cas de trop faible puissance du réseau, voir manuel d'instruction.
 kVA riducibili in caso di potenza di rete ridotta (si veda manuale uso e manutenzione).
 kVA variabile para potencia de red demasiado pequena, ver Manual de instrucciones.
 kVA reduzível no caso de capacidade da rede elétrica muito baixa, ver manual de instruções.
 Количество кВА может быть сокращено до минимальной общей потребляемой мощности, см. инструкцию по эксплуатации.

⁹⁾ Weitere Hublastdaten: siehe Betriebsanleitung. / Further hoist load data: see instruction manual. / Autres données de la charge de levage: voir manuel d'instruction. / Altri dati sui carichi sollevati: consultare il manuale d'istruzione. / Alturas bajo grancho superiores según manual. / Outras tabelas de carga: consultar manual de instruções. / Другие данные по весу поднимаемых грузов: см. инструкцию по эксплуатации.





| Kranoberteil | | Upper part of crane / Partie supérieure de grue / Parte superiore della gru / Parte superior grúa / Parte superior do guindaste / Верхняя часть крана | L (m) | B (m) | H (m) | kg ⁽¹⁰⁾ | |
|---|--|---|-------|---|--|--|---|
| Pos. Item Rep Voce Pos. Ref. Поз. | Anz. Qty. Qte. Qta. Cant. Cant. Кол-во | Drehbühne kpl. mit Kugeldrehkranz und KUD-Auflage 24 HC 420 / 24 HC 630 mit Klappspitze, Kabine und Schaltschrank mit Podesten / Slewing platform complete with slewing ring and slewing ring support 24 HC 420 / 24 HC 630 with folding head, cabin and switch cabinet with platforms / Plate-forme tournante complète avec couronne d'orientation et pivot d'orientation 24 HC 420 / 24 HC 630 avec pointe pliante, cabine et armoire électrique avec plates-formes / Piaffaforma girevole con ralla e supporto ralla 24 HC 420 / 24 HC 630 con punta ribaltabile, cabina e quadro elettrico con pedane / Piaffaforma giratoria completa con corona de rotación y asiento de pista 24 HC 420 / 24 HC 630 con punta abatible y armario eléctrico con plataforma / Piaffaforma de giro completa com coroa de giro e assento da coroa 24 HC 420 / 24 HC 630, com cavalete dobrável, cabine e painel elétrico com plataformas / Поворотная платформа в сб. с шариковым поворотным кругом и рамой ОПУ 24 HC 420 / 24 HC 630 с откидным крон- штейном, кабиной и распределительным электрошкафом с площадками | | 6,95 | 2,40 | 2,99 | 14250 |
| 1 | 1 | Drehbühne mit Kugeldrehkranz und KUD-Auflage 24 HC 420 / 24 HC 630 / Slewing platform with slewing ring and slewing ring support 24 HC 420 / 24 HC 630 / Plate-forme tournante avec couronne d'orientation et pivot d'orientation 24 HC 420 / 24 HC 630 / Piaffaforma girevole con ralla e supporto ralla 24 HC 420 / 24 HC 630 / Piaffaforma giratoria con corona de rotación y asiento de pista 24 HC 420 / 24 HC 630 / Piaffaforma de giro com coroa de giro e assento da coroa 24 HC 420 / 24 HC 630 / Поворотная плат- форма с шариковым поворотным кругом и рамой ОПУ 24 HC 420 / 24 HC 630 | | 3,95 | 2,39 | 2,68 | 9100 |
| 1a | 1 | Schaltschrank mit Podest / Switch cabinet with platform / Armoire électrique avec plate-forme / Quadro elettrico con pedana / Armario eléctrico con plataforma / Armário elétrico com plataforma / Электрошкаф с площадкой | | 2,31 | 2,19 | 1,95 | 1550 |
| 1b | 1 | Kabine mit Podest / Cabin with platform / Cabine avec plate-forme / Cabina con pedana / Cabina con plataforma / Cabina com plataforma / Кабина с площадкой | | 2,40 | 2,09 | 2,47 | 1700 |
| 1c | 1 | Klappspitze / Folding head / Pointe pliante / Punta ribaltabile / Pluma / Cavalete dobrável / Откидной кронштейн | | 1,82 | 1,46 | 2,39 | 1900 |
| 1d | 1 | Gegenausleger 23,7 m (20,4 m) / Counter-jib / Contre-flèche / Controfreccia / Contrapluma / Contra-lança / Консоль противовеса | | 11,89 | 2,33 | 3,01 | 18000 (16700) |
| 2 | 1 | Gegenausleger 17,9 m / Counter-jib / Contre-flèche / Controfreccia / Contrapluma / Contra-lança / Консоль противовеса | | 11,89 | 2,33 | 2,67 | 14500 |
| 2a | 1 | Gegenausleger-Zwischenstück / Intermediate counter-jib section / Élément interm. de contre-flèche / Spezzone di controbraccio / Tramo intermedio de contrapluma / Peça suplementar da contralança / Промежуточная секция консоли противовеса | | 6,26 3,25 | 1,85 | 2,45 | 3500 2250 |
| 2b | 1 | Ausleger-Anlenkstück / Jib heel section / Pied de flèche / Sezione articolata braccio / Pluma tramo primero / Base articulada de lança / Корневая секция стрелы | | 12,10 | 1,28 | 2,55 | ① 7000 |
| 3 | 1 | Ausleger-Zwischenstück / Intermediate jib section / Élément intermédiaire de flèche / Sezione intermedia braccio / Tramo intermedio pluma / Peça suplementar da lança / Промежуточная секция стрелы | | 10,96 10,35 | 1,28 1,28 | 2,50 2,47 | ② 3800 ③ 2800 |
| 4 | 1 | Ausleger-Zwischenstück / Intermediate jib section / Élément intermédiaire de flèche / Sezione intermedia braccio / Tramo intermedio pluma / Peça suplementar da lança / Промежуточная секция стрелы | | 11,95 | 1,28 | 2,45 | ④ 2800 |
| 5 | 1 | Ausleger-Zwischenstück / Intermediate jib section / Élément intermédiaire de flèche / Sezione intermedia braccio / Tramo intermedio pluma / Peça suplementar da lança / Промежуточная секция стрелы | | 5,27 10,26 10,24 10,23 3,23 2,77 | 1,28 1,28 1,28 1,28 1,28 1,28 | 1,96 1,96 1,95 1,93 1,92 1,96 | ⑤ 1000 ⑥ 1500 ⑦ 1000 ⑧ 700 ⑨ 300 ⑩ 550 |
| 6 | 1 | Ausleger-Kopfstück / Jib head section / Pointe de flèche / Punta braccio / Tramo punta de pluma / Cabeça de lança / Концевая секция стрелы | | 2,11 | 1,28 | 1,89 | ⑪ 300 |
| 7 | 1 | Laufkatze und Lasthaken / Trolley and hook / Chariot de distribution et crochet / Carrello con gancio / Carrito y gancho / Carro de ponte e gancho / Грузовая тележка и грузовой крюк | | 2,13 | 1,51 | 1,84 | 1300 |
| 8 | 1 | Fahrkorb / Maintenance cage / Nacelle d'entretien / Cestello di manutenzione / Plataforma de mantenimiento / Передвижная платформа | | 0,66 | 0,57 | 1,17 | 25 |
| 9 | 1 | | | | | | |

Pos. Anz.
Item Qty.
Rep. Qte.
Voce Qta.
Pos. Cant.
Ref. Cant.
Поз. Кол-во

















L (m) B (m) H (m) kg⁽¹⁰⁾

| Turn | | Tower / Mât / Torre Torre / Torre / Башня | | | | | | | |
|-------------|---|--|---|---|--|--|--|--|---|
| 10 | 1 | Turnstück / Tower section / Élément de mât / Elemento di torre / Tramo torre / Torre / Башенная секция |  |  | 24 HC 420 TS-0290c 24 HC 420 TS-0580c 24 HC 420 TS-1160 24 HC 630 TS-0290c 24 HC 630 TS-0580c 24 HC 630 TS-1160 | 3,19 6,09 11,90 3,38 6,28 12,10 | 2,45 2,45 2,45 2,45 2,45 2,45 | 2,45 2,45 2,45 2,45 2,45 2,45 | 2950 4500 7200 4050 6450 10750 |
| 11 | 1 | Grundturnstück / Base tower section / Mât de base / Elemento di torre base / Tramo base / Peça de base de torre / Секция основания |  |  | 24 HC 630 TSB-1242c 24 HC 630 TSB-1242r | 12,42 12,42 | 2,68 2,68 | 2,68 2,68 | 14500 17300 |
| 12 | 1 | Kletterturnstück / Climbing tower section / Élément de hissage de mât / Elemento torre di telescopaggio / Tramo de trepado / Tramo de telescopagem / Секция самоподъема |  |  | 24 HC 630 ECTS | 6,28 | 2,45 | 2,45 | 8000 |







Klettereinrichtung Climbing equipment / Equipement de télescopage / Attrezzatura per allungamento della gru / Equipo de trepado / Acesórios p. subida no edificio / Обойма наращивания

| | | | | | | | | | |
|----|---|---|---|---|----------------|-------|------|------|------|
| 13 | 1 | Führungsstück / Guide section / Cage télescopique / Gabbia de sopraelevazione / Torre de montaje / Peça de guia / Направляющая секция |  |  | 24 HC 630 ECGS | 12,39 | 2,78 | 1,58 | 8550 |
| 14 | 1 | Hydraulikanlage und Klettertraverse / Hydraulic unit and climbing cross members / Système hydraulique avec traverses de télescopage / Impianto idraulico e traverse di allungamento / Equipo hidráulico y travesa de trepado / Equipamento hidráulico e travessa de telescopagem / Гидроагрегат и траверса наращивания |  |  | 24 HC 630 | 2,60 | 1,50 | 1,00 | 1900 |

Unterwagen Undercarriage / Châssis / Carro / Carro con mástil / Carro de guindaste / Опорная рама

| | | | | | | | | | |
|----|---|--|---|---|----------------------------|------------------------|------------------------|------------------------|------------------------|
| 15 | 4 | Ausgleichsschwinge mit Schwingenlager / Pivot for wheel box / Chape pour bogie / Bilanciere di equilibratura con cuscinetto bilanciere / Balancin / Balancim com suporte / Балансир с шарнирной опорой |  |  | 24 HC 630 | 1,60 | 0,72 | 1,48 | 1470 |
| 16 | 4 | Fahrschemel mit Antrieb / Rail bogie with drive / Bogie moteur / Telaio con gruppo propulsore / Caja rodillo motriz / Quadro sem grupo de propulsão / Подрамник с приводом |  |  | 24 HC 630 | 1,45 | 0,82 | 0,72 | 1200 |
| 17 | 4 | Fahrschemel ohne Antrieb / Rail bogie without drive / Bogie fou / Telaio senza gruppo propulsore / Caja rodillo conducido / Quadro com grupo de propulsão / Подрамник без привода |  |  | 24 HC 630 | 1,30 | 0,40 | 0,72 | 950 |
| 18 | 2 | Tragholm lang / Long support arm / Longeron long / Longherone lungo / Brazo soporte largo / Travessa comprida / Несущая балка, длинная |  |  | 24 HC 630 | 7,32 (5,91) | 0,92 (0,92) | 0,93 (0,93) | 2330 (1980) |
| 19 | 2 | Tragholm kurz / Short support arm / Longeron court / Longherone corto / Brazo soporte corto / Travessa curta / Несущая балка, короткая |  |  | 24 HC 630 | 7,14 (5,73) | 0,92 (0,80) | 0,90 (0,90) | 2180 (1780) |
| 20 | 4 | Randträger / Border support / Traverse / Supporti base / Traviesa / Apoio de bordo / Стяжная балка |  |  | 24 HC 630 | 9,30 (7,30) | 0,24 (0,14) | 0,41 (0,14) | 870 (400) |
| 21 | 4 | Stützholm / Support strut / Hauban de châssis / Correnti di appoggio / Tirante vertical / Travessa de apoio / Опорный подкос |  |  | 24 HC 630 24 HC 630 UCr | 6,98 6,98 (6,05) | 0,26 0,26 (0,26) | 0,39 0,39 (0,39) | 1190 1300 (1140) |
| 22 | 1 | Unterwagen-Turmstück / Undercarriage tower section / Mât de châssis / Elemento di torre del carro / Tramo de carro / Peça de torre do chassis / Опорная башенная секция |  |  | 24 HC 630 24 HC 630 UCr | 6,61 6,61 (6,61) | 2,44 2,67 (2,44) | 2,44 2,67 (2,44) | 7930 9400 (7930) |
| 23 | 1 | Kiste mit Kleinteilen, Seilen / Crate with small parts, ropes / Caisse contenant des accessoires, câbles / Cassa con minuteria, funi / Caja con piezas pequeñas, cables / Caixa com peças pequenas, cabos / Ящик с мелкими деталями, с канатами | | | 24 HC 630 | 2,00 | 1,00 | 1,00 | 2000 |

Fundamentkreuz Cruciform base / Châssis en croix / Crociera / Carro de guindaste / Base cruciforme / Фундаментная крестовина

| | | | | | | | | | |
|----|---|--|---|---|-------------------|------|------|------|------|
| 24 | 2 | Hauptträger / Main beam / Poutre principale / Traversa portante / Viga principal / Travessa comprida / основная балка |  |  | 24 HC 420 CB-0600 | 9,20 | 1,10 | 1,53 | 8300 |
| 25 | 2 | Randträger / Border support / Traverse / Supporti base / Traviesa / Apoio de bordo / Стяжная балка |  |  | 24 HC 420 CB-0600 | 5,50 | 0,25 | 0,66 | 560 |
| 26 | 4 | Adapter HC-Turm / Adapter for HC tower / Adaptateur pour mât HC / Adattatore torre HC / Tramo transición HC / Adaptador para torre HC / Переходной элемент башни HC |  |  | 24 HC 420 CB-0600 | 0,43 | 0,43 | 0,64 | 320 |

() **Angaben in Klammern gelten für 8 m-Unterwagen.** / The data in brackets are valid for an undercarriage of 8 m. / Les données techniques indiquées entre parenthèses sont valables pour un châssis de 8 m. / Caratteristiche in (..) valgono per carro di 8 m. / Los datos entre paréntesis son válidos para carro de 8 m. / Características em (..) válidas pelo chassis de 8 m. / Данные в скобках относятся к 8-метровой опорной раме.

¹⁰⁾ **Einzelgewichte** / Single weights / Poids individuels / Singoli pesi / Tramo punta de pluma / Pesos de peças componentes / Индивидуальный вес

Änderungen vorbehalten! / Subject to technical modifications! / Sous réserves de modifications! / Con riserva di modifiche! / ¡Sujeto a modificaciones sin previo aviso! / Sujeto a modificacões! / С правом внесения изменений!

Sämtliche Angaben erfolgen ohne Gewähr. / This information is supplied without liability. / Ces renseignements sont sans garantie. / Tutte le indicazioni fornite senza garanzia. / Declinamos toda responsabilidad derivada de la información proporcionada. / Declinamos qualquer responsabilidade quanto à informação fornecida. / Все данные указаны без обязательств.

TCS-003336-LBC-01 • EN 14439:2009 – A3 • BGL C.0.10.450 • 01.22

Printed in Germany.

Liebherr-Werk Biberach GmbH
Postfach 1663, D-88396 Biberach an der Riss
☎ +49 73 51 41-0, Fax: +49 73 51 41 22 25
www.liebherr.com, E-Mail: info.lbc@liebherr.com

Liebherr Industrias Metálicas, S.A.
Polígono Industrial Agustinos, calle E, E-31014 Pamplona
☎ +34 94829 70-00, Fax +34 94829 70-29
www.liebherr.com, E-Mail: info.lim@liebherr.com