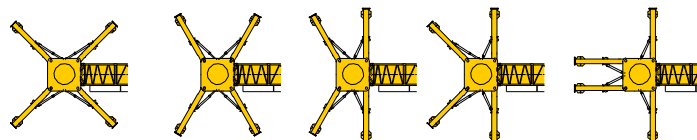
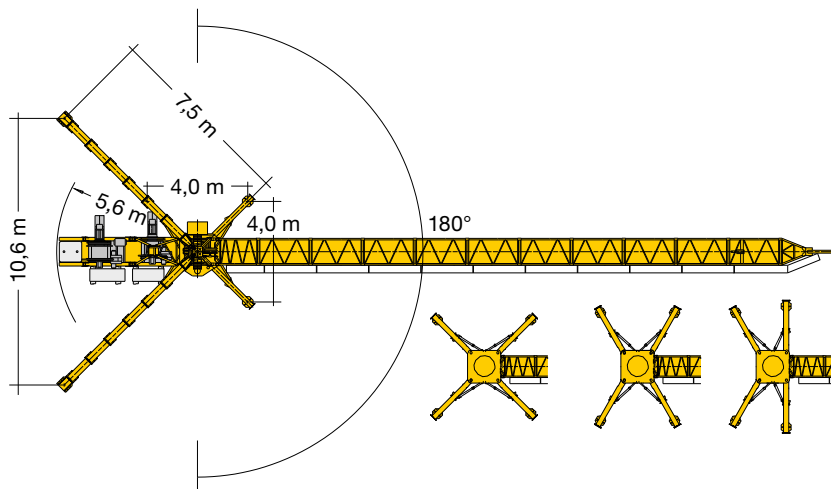
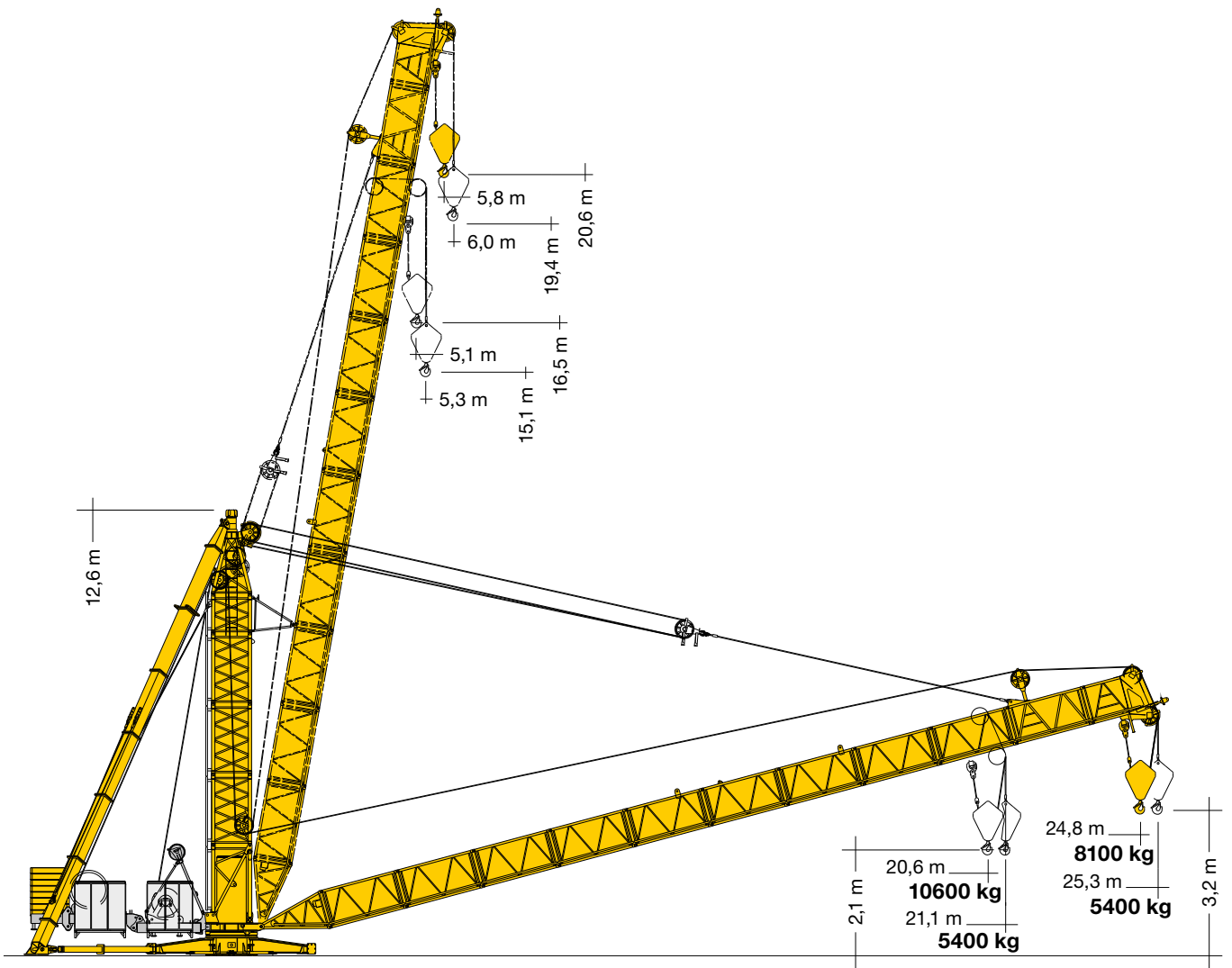


Derrick 200 DR 5/10 Litronic®

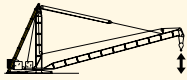
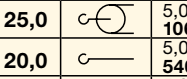
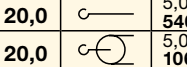
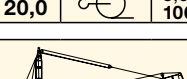


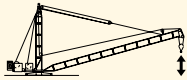
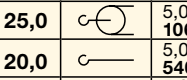
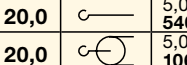

EN 14439:2009 – 200 km/h

LIEBHERR

Ausladung und Tragfähigkeit

Radius and capacity/Portée et charge/Sbraccio e portata/
Alcances y cargas/Alcance e capacidade de carga/Вылет и грузоподъемность

mit Stiff-Legs / with 'stiff legs' / avec « stiff-legs » / con Stiff-Legs / con stiff-legs / com tirante rígido / с выносными опорами		m/kg																					
m	m/kg	5,0	6,0	7,0	8,0	9,0	10,0	11,0	12,0	13,0	14,0	15,0	16,0	17,0	18,0	19,0	20,0	21,0	22,0	23,0	24,0	25,0	25,3
25,0	 5,0 – 25,3 5400	5400	5400	5400	5400	5400	5400	5400	5400	5400	5400	5400	5400	5400	5400	5400	5400	5400	5400	5400	5400	5400	5400
25,0	 5,0 – 19,0 10600	10600	10600	10600	10600	10600	10600	10600	10600	10600	10600	10600	10600	10600	10600	10600	10060	9570	9130	8730	8360	24,8 m 8100	
20,0	 5,0 – 21,1 5400	5400	5400	5400	5400	5400	5400	5400	5400	5400	5400	5400	5400	5400	5400	5400	5400	5400	5400	5400	5400	5400	5400
20,0	 5,0 – 20,6 10600	10600	10600	10600	10600	10600	10600	10600	10600	10600	10600	10600	10600	10600	10600	10600	10600	20,6 m 10600	21,1 m 5400				

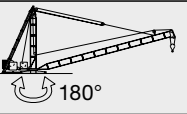
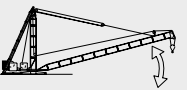
ohne Stiff-Legs / without 'stiff legs' / sans « stiff-legs » / senza Stiff-Legs / sin stiff-legs / sem tirante rígido / без выносными опорами		m/kg																					
m	m/kg	5,0	6,0	7,0	8,0	9,0	10,0	11,0	12,0	13,0	14,0	15,0	16,0	17,0	18,0	19,0	20,0	21,0	22,0	23,0	24,0	25,0	25,3
25,0	 5,0 – 20,0 5400	5400	5400	5400	5400	5400	5400	5400	5400	5400	5400	5400	5400	5400	5400	5400	5400	5120	4870	4640	4440	4240	4200
25,0	 5,0 – 10,9 10600	10600	10600	10600	10600	10600	10600	10480	9420	8550	7810	7190	6650	6180	5770	5400	5080	4780	4520	4280	4060	24,8 m 3900	
20,0	 5,0 – 21,1 5400	5400	5400	5400	5400	5400	5400	5400	5400	5400	5400	5400	5400	5400	5400	5400	5400	5400	5400	5400	5400	5400	5400
20,0	 5,0 – 11,1 10600	10600	10600	10600	10600	10600	10600	10600	9650	8780	8040	7420	6880	6400	5990	5620	5290	20,6 m 5100	21,1 m 5400				

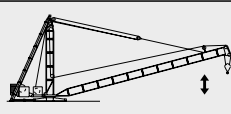
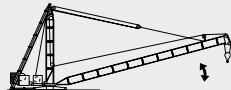
Zug-/Druckkräfte an den Verankerungspunkten auf Anfrage. / Tension/compression forces at anchoring points on request. / Forces de traction/compression aux points d'ancrage sur demande. / Sforzi di trazione e pressione sui punti di ancoraggio, su richiesta. / Fuerzas de tracción y compresión sobre los puntos de anclaje, consulta previa. / Forças de tração e compressão nos pontos de ancoragem, mediante consulta. / Усилия растяжения/сжатия в точках крепления – по запросу.




Tragfähigkeiten gültig bis 100 m Hubhöhe. Über 100 m Hubhöhe reduziert sich die Tragfähigkeit um das zusätzliche Seilgewicht. / Lifting capacities valid up to 100 m hoisting height. Over 100 m hoisting height, the lifting capacity is reduced by the additional rope weight. / Capacités de levage valables jusqu'à 100 m de hauteur sous crochet. Au-dessus de 100 m de hauteur sous crochet, la capacité de levage est réduite du poids de câble supplémentaire. / Portate valide fino a 100 d'altezza di sollevamento. Oltre i 100 m si riduce la portata causa il peso addizionale della fune. / Cargas válidas hasta altura de 100 m. Por encima de los 100 m se reduce la carga por el peso adicional del cable. / Cargas válidas até à altura de 100 m. Para além dos 100 m, reduz-se a carga pelo peso adicional do cabo. / Грузоподъемность действительна до 100 м высоты подъема. Свыше 100 м высоты подъема грузоподъемность сокращается на вес дополнительного каната.

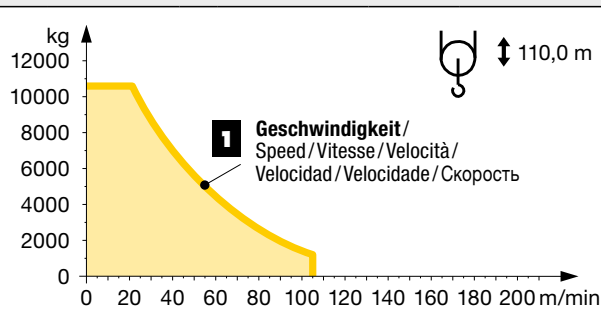
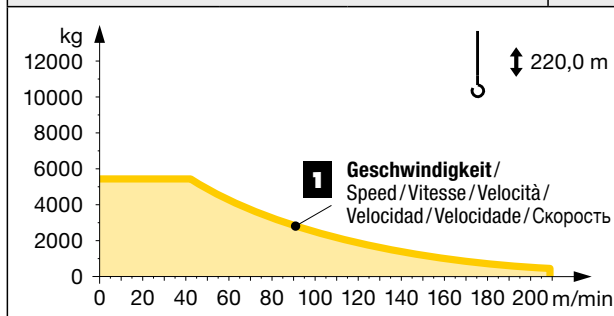
Antriebe

Driving units/Mécanismes d'entraînement/Meccanismi/Mecanismos/Mecanismos/Приводы

	0 ↔ 0,8 U/min sl./min tr./min	1 x 5,0 kW FU
	1,3 min	37 kW FU

	45 kW FU
	37 kW FU
kVA	68,0

	max. 633 m	↔ stufenlos / stepless / régl. continu / regl. progressiva / sin escalones / sem degraus / бесступенчатый			
		kg	m/min	kg	m/min
45 kW FU WIW 260 MZ 407		4 Lagen / Layers / Couches / Avvolgimenti / Camadas / Capas / Слоёв			
		1 5400 400	0 ↔ 42 0 ↔ 209	1 10600 1200	0 ↔ 21 0 ↔ 105



Änderungen vorbehalten! / Subject to technical modifications! / Sous réserves de modifications! / Con riserva di modifiche! / ¡Sujeto a modificaciones sin previo aviso! / Sujeto a modificacões! / С правом внесения изменений!

Sämtliche Angaben erfolgen ohne Gewähr. / This information is supplied without liability. / Ces renseignements sont sans garantie. / Tutte le indicazioni fornite senza garanzia. / Declinamos toda responsabilidad derivada de la información proporcionada. / Declinamos qualquer responsabilidade quanto à informação fornecida. / Все данные указаны без обязательств.

110 P – 5912 • EN 14439:2009 – A2 • BGL C.1.31.0200 • 04.19

Printed in Germany.

Liebherr-Werk Biberach GmbH
Postfach 1663, D-88396 Biberach an der Riss
☎ +49 73 51 41-0, Fax: +49 73 51 41 22 25
www.liebherr.com, E-Mail: info.lbc@liebherr.com

Liebherr Industrias Metálicas, S.A.
Polígono Industrial Agustinos, calle E, E-31014 Pamplona
☎ +34 94829 70-00, Fax +34 94829 70-29
www.liebherr.com, E-Mail: info.lim@liebherr.com