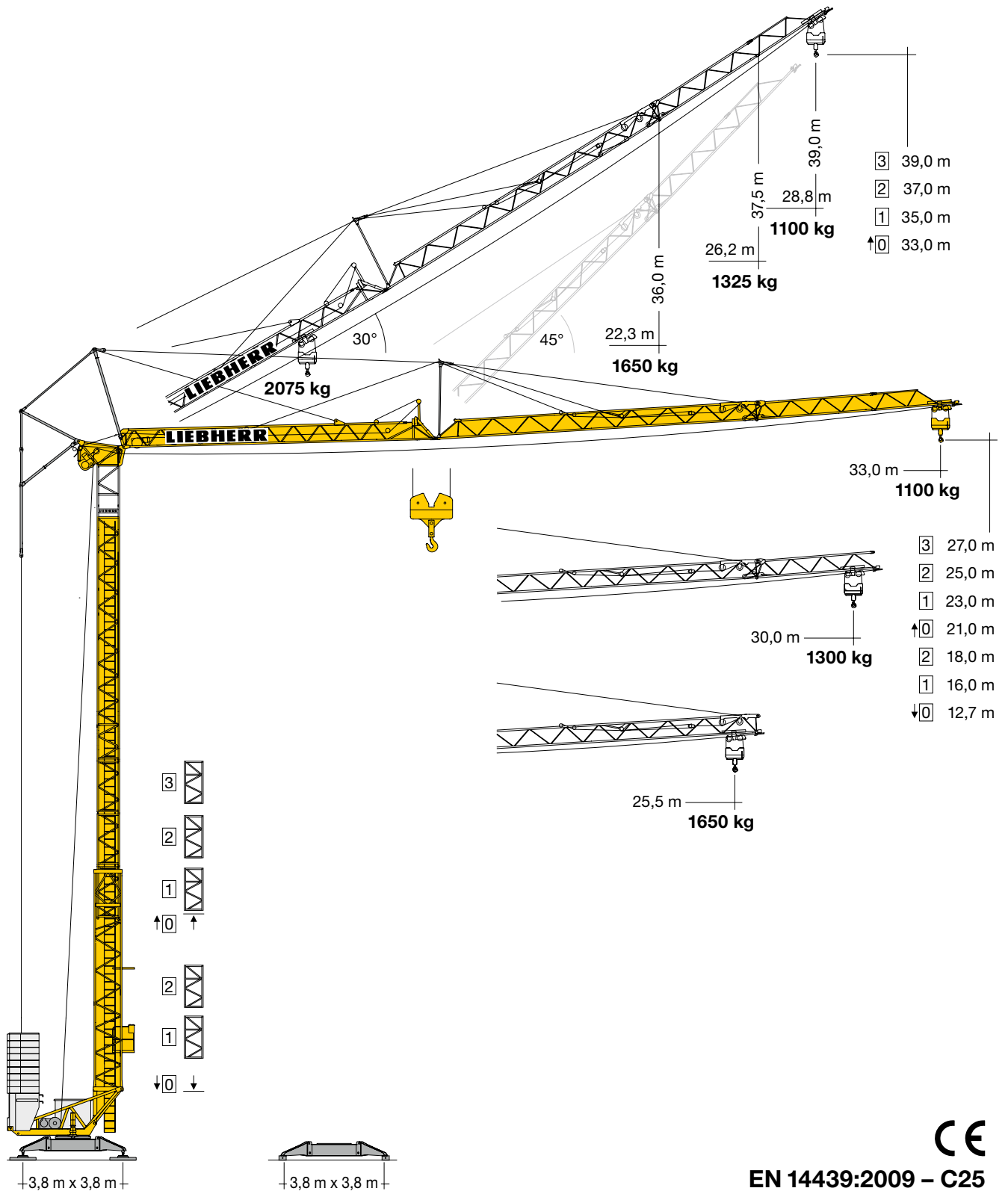


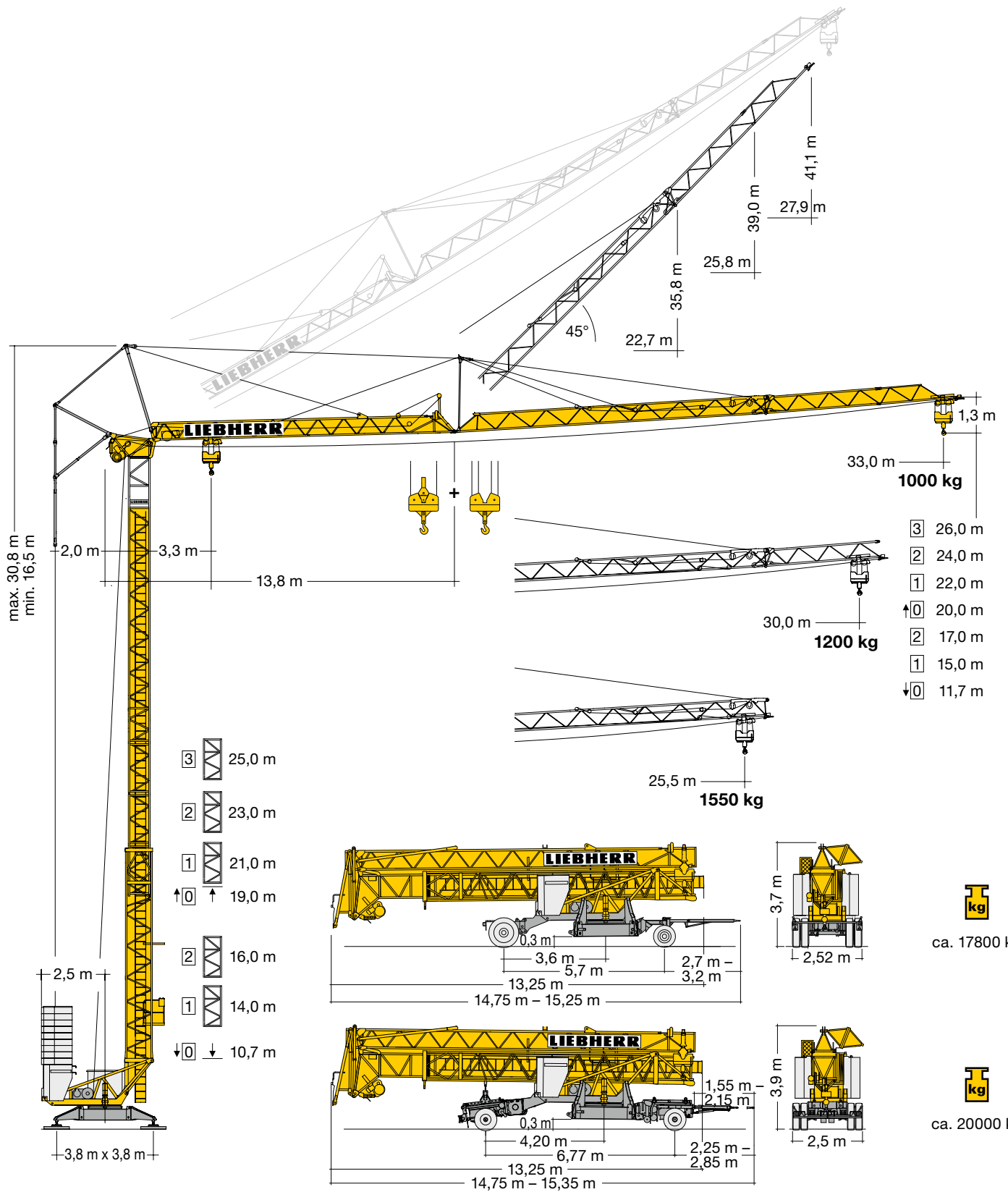
# Turmdrehkran 34 K

Tower Crane / Grue à tour / Gru a torre / Grúa torre /  
Guindaste de torre / Кран башенный



EN 14439:2009 – C25

# LIEBHERR




## Gewicht

Weight/Poids/Peso/Peso/Pesos/Macca


	<p>r = 2,5 m</p>	<p>18980 kg</p>		<p>ca. 10400 kg (26 m: + 1050 kg)</p>
--	------------------	-----------------	--	---

# Ausladung und Tragfähigkeit


Radius and capacity / Portée et charge / Sbraccio e portata / Alcances y cargas / Alcance e capacidade de carga / Вылет и грузоподъемность


m	max. kg  m/kg	m/kg																								
		10,0	11,0	12,0	13,0	14,0	15,0	16,0	17,0	18,0	19,0	20,0	21,0	22,0	23,0	24,0	25,5	26,0	27,0	28,0	29,0	30,0	31,0	32,0	33,0	
33,0	3,3 – 17,40 2075	2075	2075	2075	2075	2075	2075	2075	2075	2075	1990	1870	1750	1650	1560	1480	1410	1310	1275	1220	1160	1120	1100	1100	1100	1100
30,0	3,3 – 18,40 2075	2075	2075	2075	2075	2075	2075	2075	2075	2075	2075	2000	1880	1770	1680	1590	1510	1400	1370	1310	1300	1300	1300			
25,5	3,3 – 19,50 2075	2075	2075	2075	2075	2075	2075	2075	2075	2075	2075	2075	2010	1890	1790	1700	1650	1650								

m	max. kg  m/kg	m/kg																								
		10,0	11,0	12,0	13,0	14,0	15,0	16,0	17,0	18,0	19,0	20,0	21,0	22,0	23,0	24,0	25,5	26,0	27,0	28,0	29,0	30,0	31,0	32,0	33,0	
33,0	3,3 – 17,06 2000	2000	2000	2000	2000	2000	2000	2000	2000	2000	1870	1750	1640	1540	1450	1370	1300	1200	1170	1110	1060	1010	1000	1000	1000	1000
30,0	3,3 – 18,10 2000	2000	2000	2000	2000	2000	2000	2000	2000	2000	2000	1880	1770	1660	1560	1480	1400	1300	1270	1210	1200	1200	1200			
25,5	3,3 – 19,19 2000	2000	2000	2000	2000	2000	2000	2000	2000	2000	2000	1900	1790	1690	1600	1550	1550									


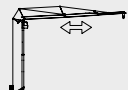
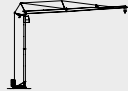

  

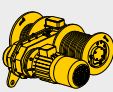
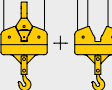
m	max. kg  m/kg	m/kg																							
		10,0	11,0	12,0	13,0	14,0	15,0	16,0	17,0	18,0	19,0	20,0	21,0	22,0	23,0	24,0	25,5	26,0	27,0	28,0	29,0	30,0	31,0	32,0	33,0
33,0	3,3 – 9,91 4000	3950	3490	3120	2820	2570	2350	2170	2010	2000	2000	1890	1780	1680	1590	1510	1400	1360	1300	1240	1180	1130	1090	1040	1000
30,0	3,3 – 10,46 4000	4000	3750	3350	3030	2760	2530	2400	2400	2280	2130	2000	1880	1780	1680	1590	1510	1440	1370	1310	1250	1200			
25,5	3,3 – 11,04 4000	4000	4000	3600	3250	3100	2990	2760	2560	2390	2230	2100	1970	1860	1760	1670	1550								




m	max. kg  m/kg	Auslegerstellung 30° / Elevated jib 30° / Flèche inclinée 30° / Braccio inclinato a 30° / Pluma inclinada 30° / Lança inclinada 30° / Положение стрелы под углом 30°													
		16,0	17,0	18,0	19,0	20,0	21,0	22,3	23,0	24,0	25,0	26,2	27,0	28,0	28,8
33,0	3,0 – 16,48 2075	2075	2000	1850	1730	1620	1520	1400	1350	1280	1210	1140	1100	1100	1100
30,0	3,0 – 17,15 2075	2075	2075	1950	1820	1710	1600	1480	1430	1350	1325	1325			
25,5	3,0 – 17,76 2075	2075	2075	2040	1910	1790	1680	1650							


# Antriebe

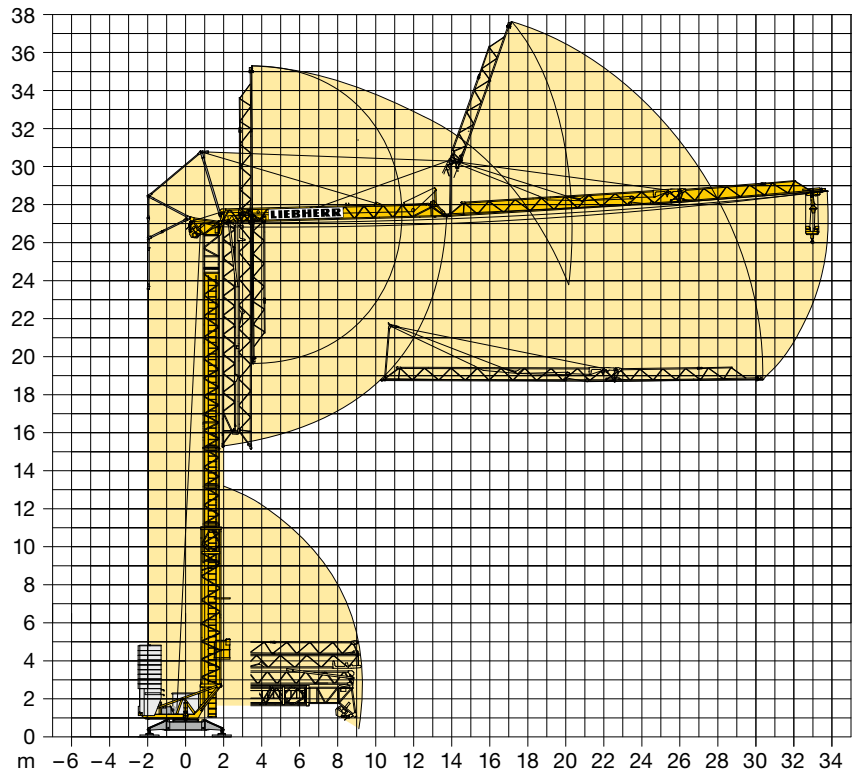
Driving units / Mécanismes d'entraînement / Meccanismi / Mecanismos / Mecanismos / Приводы

	U/min 0 ↔ 0,9 sl./min tr./min	2,2 kW FU
	20,0/40,0 m/min	1,3/2,3 kW
	25,0 m/min	2 x 1,3 kW
	0 – 45° ca. 30 sec.	2,2 kW

	Stufe / Step / Cran / Marcia / Velocidad / Velocidade / Передача	
	kg	m/min
	11 kW FU	
	1	2000 / 4000 3,0 / 1,5
	2	2000 / 4000 25,7 / 12,9
	3	1500 / 3000 36,0 / 18,0
4	1000 / 2000 51,4 / 25,7	

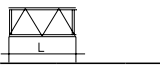
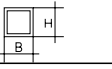
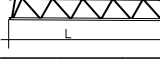
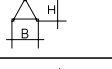
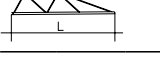
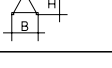


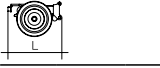
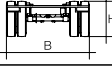
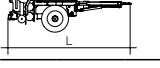
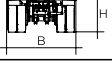
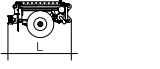
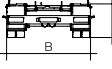

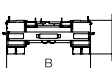
BGL		C.0.03.0040			C.0.03.0355
-----	---	-------------	---	---	-------------

	400 V – 440 V	50 Hz / 60 Hz	15,0 kVA (FU)
---	---------------	---------------	---------------



## Kolli-Liste

Packing List / Liste de colisage / Lista dei colli /  
Lista de contenido / Lista de embalagem / Упаковочный лист

Pos. Item Rep. Voce Pos. Ref. Poz.	Anz. Qty. Qte. Qta. Cant. Cant. Кол-во				L (m)	B (m)	H (m)	kg	
1	3	<b>Turmstück</b> / Tower section / Élément de mâ / Elemento di torre / Tramo de torre / Peça de torre / Башенная секция			2,10	0,85	0,88	350	
2	1	<b>Ausleger-Verlängerung</b> 25,5 m – 30,0 m / Jib extension / Rallonge de la flèche / Elemento estensione braccio / Prolongación de pluma / Extensão da lança / Удлинение стрелы			4,70	0,80	0,70	180	
3	1	<b>Ausleger-Verlängerung</b> 30,0 m – 33,0 m / Jib extension / Rallonge de la flèche / Elemento estensione braccio / Prolongación de pluma / Extensão da lança / Удлинение стрелы			3,10	0,80	0,70	65	
4	1	<b>Transportachse vorne</b> / Road transport axle front / Essieux de transport avant / Asse di trasporto anteriore / Eje delantero para transporte / Eixo de transporte dianteiro / Транспортировочная ось, передняя	Tra 100 KY 2 Tra 100 KY 6 Tra 100 KY 6 A			3,65 – 4,15	1,45	1,10	750 920 920
5	1	<b>Transportachse hinten</b> / Road transport axle behind / Essieux de transport arrière / Asse di trasporto posteriore / Eje trasero para transporte / Eixo de transporte traseiro / Транспортировочная ось, задняя	Tra 120 GY 1 A Tra 120 GY 1			1,90	2,50	1,05	1100
6	1	<b>Transportachse vorne LiTRAX HS-121</b> / Road transport axle front / Essieux de transport avant / Asse di trasporto anteriore / Eje delantero para transporte / Eixo de transporte dianteiro / Транспортировочная ось, передняя				3,65 – 4,25	2,10	1,15	1900
7	1	<b>Transportachse hinten LiTRAX HS-122 (ohne Lenkung)</b> / Road transport axle behind (without steering) / Essieux de transport arrière (sans direction) / Asse di trasporto posteriore (senza sterzo) / Eje trasero para transporte (sin sistema de dirección) / Eixo de transporte traseiro (sem esterço) / Транспортировочная ось, задняя (без управления)				1,95	2,50	1,10	1600
8	1	<b>Transportachse hinten LiTRAX HS-123 (mit Lenkung)</b> / Road transport axle behind (with steering) / Essieux de transport arrière (avec direction) / Asse di trasporto posteriore (con sterzo) / Eje trasero para transporte (con sistema de dirección) / Eixo de transporte traseiro (com esterço) / Транспортировочная ось, задняя (с управлением)				1,95	2,50	1,10	1700
9	1	<b>Kiste mit Seilen und Kleinteilen</b> / Case with ropes and small parts / Caisse avec câbles et pièces détachées / Cassa con funi e accessori / Caja con cables y piezas sueltas / Caixa contendo cabos e acessórios / Ящик с мелкими деталями и с канатами			1,00	0,80	1,00	450	

Änderungen vorbehalten! / Subject to technical modifications! /  
Sous réserves de modifications! / Con riserva di modifiche! /  
¡Sujeto a modificaciones sin previo aviso! / Sujeto a modificaciones! /  
С правом внесения изменений!

Sämtliche Angaben erfolgen ohne Gewähr. / This information is supplied without liability. /  
Ces renseignements sont sans garantie. / Tutte le indicazioni fornite senza garanzia. /  
Declinamos toda responsabilidad derivada de la información proporcionada. / Declinamos  
qualquer responsabilidade quanto à informação fornecida. / Все данные указаны без обязательств.

120 P – 5808 • EN 14439:2009 – A3 • BGL C.0.03.0040 • 04.20

Printed in Germany.

Liebherr-Werk Biberach GmbH  
Postfach 1663, D-88396 Biberach an der Riss  
☎ +49 73 51 41-0, Fax: +49 73 51 41 22 25  
www.liebherr.com, E-Mail: info.lbc@liebherr.com

Liebherr Industrias Metálicas, S.A.  
Polígono Industrial Agustinos, calle E, E-31014 Pamplona  
☎ +34 94829 70-00, Fax +34 94829 70-29  
www.liebherr.com, E-Mail: info.lim@liebherr.com